



College Report

FALL 2014

Quick Facts	1
Student Body	2-8
Faculty & Staff.	9
Course Subject Hours	
by Department	10-13
Academic Programs	14-17
Associate of Arts	18-20
Tuition & Housing	21
Historical Trends	22-26

-The figures in this document represent the official enrollment report for Fall 2014. The data is based on enrollment on the tenth day of classes, September 9, 2014.



Fall 2014 Quick Facts

58,303.3 Credit Hours

5,686 Students

FTE = 3,903

Student FTE calculation = 1/3 Part-Time + Full-Time

3,621 Undergraduates

2,065 High School (36%)

3,011 Full-time (53%)

2,675 Part-time (47%)

1,232 Students Living on Campus

841 Students in Developmental Courses



Student Body

ENROLLMENT COMPARISON

	Fall 2013	Fall 2014	% CHANGE
Total Credit Hours	58,038.1	58,303.3	.46 %
Total Head Count	5,697.0	5,686.0	- .19 %

2014FA ENROLLMENT BY CENTER

Students are not unique. Excludes Distance Learning

CENTER	CREDIT HOURS	CREDIT HOURS % of TOTAL	HEADCOUNT
Fort Dodge	37,266	78.1 %	2,822
Storm Lake	1,308.5	2.7 %	217
Webster City	1,211.8	2.5 %	193
High Schools	7,776	16.3	1,580
Other	142	.3	15
TOTAL	47,704.3		4,827

DEVELOPMENTAL EDUCATION

Headcount

Students are not unique.

Credit Hours

	FALL 13	FALL 14		FALL 13	FALL 14	
ENG †	309	269		ENG †	1,556	1,421
MATH *	930	794		MATH *	3,720	3,180
TOTAL	1,239	1,063		TOTAL	5,276	4,601

† ENG = ENG-025, RDG-010, RDG-048, ENG-096, SDV-112

* MATH = MAT-045, MAT-063.

**STUDENT
DEMOGRAPHICS**

RACE/ETHNICITY	HEADCOUNT	CREDITS
2 or More	54	536.5
American/Alaska Native	23	253
Asian	83	674.5
Black or African American	529	6,849.5
Hawaiian/Pacific Islander	13	147
Hispanic/Latino	434	4,463
International	57	769
Prefer Not To Respond	284	2,713.7
Undisclosed-Other	21	252.5
White	4,188	41,644.6

HEADCOUNT by CREDIT LOAD AND GENDER						
	MALE		FEMALE		UNDECLARED	
	FALL 13	FALL 14	FALL 13	FALL 14	FALL 13	FALL 14
Full-Time	1,603	1,587	1,393	1,424	2	0
Part-Time	1,292	1,265	1,393	1,407	14	3
TOTAL	2,895	2,852	2,786	2,831	16	3

HEADCOUNT by AGE AND GENDER						
Age	MALE		FEMALE		UNDECLARED	
	FALL 13	FALL 14	FALL 13	FALL 14	FALL 13	FALL 14
0-17	937	909	921	866	12	3
18-19	1,066	828	778	1,108	2	
20-21	369	308	314	381	1	
22-24	152	214	218	155		
25-29	111	207	175	113		
30-34	79	125	131	96		
35-39	59	81	77	43		
40-49	67	98	100	63		
50-64	46	58	67	20		
65+	4	0	1	4		
Unknown	5	3	4	3	1	
TOTAL	2,895	2,831	2,786	2,852	16	3

INSTRUCTIONAL PROGRAMS

TYPE OF INSTRUCTION	HEADCOUNT Students are not unique			CREDIT HOURS		
	FALL 13	FALL 14	% Change	FALL 13	FALL 14	% Change
Arts & Sciences	2,149	2,155	0.3	27,030.5	26,917.5	- 0.4
Career Academy	--	15	--	--	142	--
Career Options	395	339	- 14.2	5,086.6	4,393.8	- 13.6
Early Bird	1,851	1,773	- 4.2	9,137.0	8,812	- 3.6
Post Secondary (PSEO)	28	34	21.4	96.0	123	28.1
Senior Year Plus	498	473	- 5.0	1,787.0	1,679	- 6.0
Storm Lake Charter School	34	52	52.9	512.5	753.5	47.0
VESS **	22	--	--	256.0	--	--
Vocational/Technical	1,021	1,130	10.7	14,132.5	15,482.5	9.6
Grand Total	5,998	5,971	- 0.5	58,038.1	58,303.3	0.5

** The VESS program was discontinued Fall 2014.

DISTANCE LEARNING

LEARNING STYLE	HEADCOUNT			CREDIT HOURS		
	FALL 13	FALL 14	% Change	FALL 13	FALL 14	% Change
Flexnet	2,423	2,623	8.3	6,754	7,665	13.5
ICN	135	104	-23.0	456	366	-19.7
Triton Network	701	601	-14.3	2,125	1,830	-13.9
Online	5	57	1040.0	20	202	910.0
vClass Hybrid	167	176	5.4	520	536	3.1
TOTAL	3,431	3,561	3.8	9,875	10,599	7.3

Flexnet courses are Internet courses with flexible start dates.

Online courses are Internet courses with start/end dates based on regular semester start/end dates.

Students are not unique.

CREDIT HOURS by LOCATION

	DAY		EVENING		HEADCOUNT	
	FALL 13	FALL 14	FALL 13	FALL 14	FALL 13	FALL 14
Iowa Central Centers						
Fort Dodge **	36,747	36,575	582.5	691	2,901	2,822
Storm Lake	1,315	1,126.5	253	182	258	217
Webster City	1,202.6	1,154.8	54	57	219	193
Area V High Schools						
Alta	69	138	--	--	22	38
Clarion-Goldfield	312	313	--	--	78	82
Eagle Grove High School	377	275	--	--	81	63
East Sac County	323	337	--	--	63	67
Fort Dodge High School	1,853	1,666	--	--	298	278
Fort Dodge St. Edmond	142	359	--	--	32	59
Humboldt	938	890	--	--	214	202
Jefferson-Scranton	805	672	--	--	151	107
Laurens-Marathon	56	15	--	--	16	5
Manson NW Webster	116	48	--	--	42	16
Newell	341	385	--	--	52	60
Odebolt-Arthur-BC-Ida Grove	27	6	--	--	9	2
Pocahontas	228	284	--	--	49	66
Prairie Valley ^^	193		--	--	30	--
Sioux Central	239	118	--	--	57	33
South Central Calhoun High	533	486	--	--	86	85
South Hamilton	338	294	--	--	66	61
Southeast Valley High School ^^	--	441	--	--		98
Southeast Webster-Grand ^^	103		--	--	23	--
Storm Lake High School	403	598	--	--	86	120
Storm Lake St. Mary's	18	75	--	--	6	17
Webster City High School	167	118	--	--	54	35
High Schools Outside Area V	300	258	--	--	100	86
Other Locations						
Eagle Grove Reg Career Academy	--	142	--	--	--	15
Goldfield	128	--	--	--	16	--
GRAND TOTAL	47,273.6	46,774.3	889.5	930	5,009	4,827

** Includes FlexLab

^^ Schools combined into Southeast Valley High School in 2014.

GEOGRAPHICAL BREAKDOWN

AREA V COUNTIES

3,895 TOTAL STUDENTS			
COUNTY	FULL-TIME	PART-TIME	TOTAL
Buena Vista	165	388	553
Calhoun	126	171	297
Greene	54	119	173
Hamilton	173	248	421
Humboldt	139	242	381
Pocahontas	59	82	141
Sac	86	113	199
Webster	825	653	1,478
Wright	83	169	252
TOTAL	1,710	2,185	3,895

INTERNATIONAL

57 TOTAL STUDENTS			
COUNTRY	HEADCOUNT	COUNTRY	HEADCOUNT
Australia	3	Jamaica	1
Bahamas	4	Japan	2
Barbados	2	Kenya	4
Brazil	5	New Zealand	1
Canada	3	Niger	3
Dominican Republic	5	Nigeria	4
France	1	Rwanda	1
Ghana	2	Saudi Arabia	1
Guatemala	1	Tanzania	2
Hong Kong	2	United Arab Emirates	1
India	1	United Kingdom	5
Ireland	1	Venezuela	1
		Vietnam, Republic of	1

GEOGRAPHICAL BREAKDOWN

OTHER IOWA COUNTIES

1,241 TOTAL STUDENTS					
COUNTY	HEADCOUNT	COUNTY	HEADCOUNT	COUNTY	HEADCOUNT
Adair	4	Floyd	4	Muscatine	15
Adams	4	Franklin	7	O'Brien	4
Allamakee	6	Fremont	4	Osceola	4
Appanoose	7	Grundy	12	Page	7
Audubon	1	Guthrie	10	Palo Alto	19
Benton	3	Hancock	13	Plymouth	9
Black Hawk	24	Hardin	42	Polk	230
Boone	46	Harrison	22	Pottawattamie	8
Bremer	12	Henry	5	Poweshiek	26
Buchanan	4	Howard	2	Ringgold	2
Butler	3	Ida	46	Scott	36
Carroll	45	Iowa	4	Sioux	5
Cass	11	Jackson	5	Story	43
Cedar	8	Jasper	16	Tama	4
Cerro Gordo	10	Johnson	13	Taylor	2
Cherokee	42	Jones	3	Union	2
Chickasaw	1	Keokuk	1	Wapello	6
Clarke	3	Kossuth	41	Warren	21
Clay	33	Lee	3	Washington	6
Clayton	4	Linn	35	Wayne	1
Clinton	4	Louisa	4	Winnebago	7
Crawford	14	Lyon	1	Winneshiek	8
Dallas	28	Madison	9	Woodbury	26
Davis	2	Mahaska	12	Worth	3
Decatur	2	Marion	8		
Delaware	8	Marshall	6	Unknown	22
Des Moines	6	Mills	4		
Dickinson	11	Mitchell	5		
Dubuque	15	Monona	4		
Emmet	7	Monroe	8		
Fayette	3	Montgomery	5		

GEOGRAPHICAL BREAKDOWN

OUT-OF-STATE

494 TOTAL STUDENTS					
STATE	HEADCOUNT	STATE	HEADCOUNT	STATE	HEADCOUNT
Alabama	7	Maryland	6	South Dakota	11
Alaska	1	Massachusetts	3	Tennessee	1
Arizona	2	Michigan	24	Texas	13
Arkansas	1	Minnesota	77	Utah	4
California	8	Mississippi	5	Vermont	2
Colorado	4	Missouri	19	Virginia	1
Delaware	1	Nebraska	30	Washington	4
Florida	22	Nevada	1	Wisconsin	39
Georgia	8	New Jersey	9	Wyoming	1
Guam	1	New Mexico	1		
Hawaii	1	New York	9	Unknown	20
Idaho	2	North Carolina	5		
Illinois	107	North Dakota	2		
Indiana	12	Ohio	14		
Kansas	5	Oklahoma	1		
Kentucky	1	Pennsylvania	5		
Louisiana	1	South Carolina	2		



Faculty & Staff

FACULTY – Fall 2014					
Status	Unduplicated	Earlybird	Face-to-Face	Flexnet	Online
Full-Time	87	2	86	12	1
Adjunct	349	112	191	66	2
TOTAL FACULTY	436	114	277	78	3
FTE	203	--	--		

**19:1
Student-to-
Faculty
Ratio**

*-Full-Time and Adjunct faculty may teach multiple types of courses
-Student/Faculty Ratio based on Iowa Dept. of Education Supplemental Salary Allocation calculation for Faculty FTE and Student FTE*

STAFF – Fall 2014	
Full-Time	232
Part-Time	110
TOTAL	342



Course Subject Credit Hours by Dept.

Business	Fall 13	Fall 14
Accounting	1,398.0	1,110.0
Administrative Assistant	234.0	183.0
Agriculture - Horticulture	184.0	153.0
Aviation	72.6	40.8
Business	1,557.0	1,699.5
Business Computer Application	69.0	45.0
Coaching Officiating	467.0	485.0
Computer Networking	722.0	556.0
Computer Programming	450.0	429.0
Computer Science	1,287.0	1,311.0
Criminal Justice	1,515.0	1,209.0
Economics	570.0	621.0
General Phy Ed and Health	146.0	162.0
Graphic Communications	124.0	146.0
Hospitality/Culinary Mgt	1,025.0	1,142.0
Intercollegiate Physical Educ	156.0	142.0
Management	246.0	339.0
Marketing	195.0	282.0
Mass Media Studies	276.0	447.0
Physical Education Training	294.0	234.0
Business Total	10,987.6	10,736.3
Communications		
Communication	14.0	57.0
English Composition	6,257.0	6,301.0
Journalism	--	45.0
Reading	441.0	4.0
Speech	819.0	858.0
Communications Total	7,531.0	7,265.0
Education & Psychology		
Education	489.0	399.0
Psychology	3,723.0	4,830.0
Student Development	1,018.0	1,299.0
Education & Psychology Total	5,230.0	6,528.0
Health Sciences		
Associate Degree Nursing	1,173.0	1,316.0
Dental Hygiene	302.0	325.0
Emergency Medical Services	304.5	372.0
Fire Science	243.0	243.0
Health Sciences	1,225.0	1,000.0
Medical Assistant	306.5	441.0
Medical Lab Tech	328.5	289.0



Course Subject Credit Hours by Dept.

Health Sciences cont.	Fall 13	Fall 14
Practical Nursing	1,075.0	1,167.5
Radiologic Technology	345.0	397.5
Student Development	8.0	
Health Sciences Total	5,310.5	5,551.0
Humanities		
American Sign Language	93.0	
Animation	6.0	
Art	880.0	873.0
Cultural Studies	291.0	429.0
English Composition	90.0	117.0
Film and Theatre	117.0	174.0
Foreign Language - German	36.0	
Foreign Language - Spanish	460.0	464.0
Foreign Language-Chinese	8.0	60.0
General Music	814.0	945.0
History	153.0	24.0
Humanities	159.0	255.0
Literature	294.0	285.0
Mass Media Studies	285.0	228.0
Music - Applied	61.0	64.0
Philosophy	477.0	573.0
Professional Photography	172.0	221.0
Religion	654.0	660.0
Speech	51.0	30.0
Humanities Total	5,101.0	5,402.0
Mathematics		
Computer Programming	84.0	72.0
Mathematics	6,402.0	6,061.0
Mathematics Total	6,486.0	6,133.0
Science		
Biology	3,492.0	3,407.0
Bioprocess Technology	190.0	154.0
Chemistry	733.0	620.0
Environmental Science	95.0	20.0
Physics	135.0	162.0
Science Total	4,645.0	4,363.0

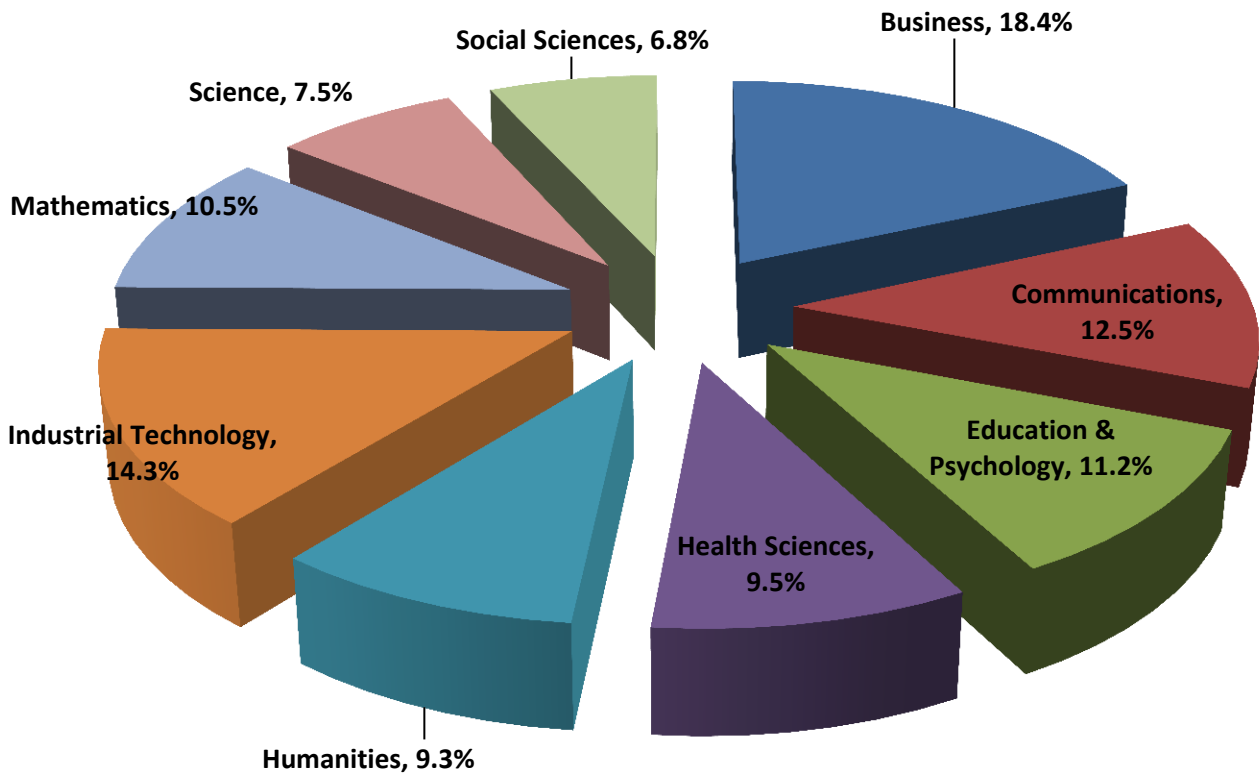


Course Subject Credit Hours by Dept.

Social Sciences	Fall 13	Fall 14
Anthropology	33.0	84.0
Geography	165.0	171.0
History	1,133.0	1,044.0
Human Services	223.0	236.0
Political Science	849.0	762.0
Sociology	2,106.0	1,635.0
Student Development	91.0	39.0
Social Sciences Total	4,600.0	3,971.0
Industrial Technology		
Agriculture - Animal Science	144.0	249.0
Agriculture - Farm Mgt	189.0	198.0
Agriculture - Precision Ag	39.0	54.0
Agriculture Agronomy	203.0	280.0
Agriculture Comprehensive - M	84.0	123.0
Auto Body Collision Repair	861.0	774.0
Automation Tech and Robotics	--	36.0
Automotive Technology	1,297.0	1,412.0
Bioprocess Technology	79.0	60.0
Chemical Technology	20.0	
Computer Aided Drafting	317.0	348.0
Construction	414.0	445.0
Diesel Technology	920.0	852.0
Electrical Technology	1,039.0	1,049.0
Engineering Technology	441.0	348.0
Environmental Science	99.0	30.0
Industrial Technology	373.0	333.0
Manufacturing	258.0	245.0
Mathematics	552.0	658.0
Physics	184.0	132.0
Welding	634.0	728.0
Industrial Technology Total	8,147.0	8,354.0
Grand Total	58,038.1	58,303.3



Course Subject Credit Hours by Dept.





Academic Programs

Business	CREDIT HOURS		HEADCOUNT	
	FALL 13	FALL 14	FALL 13	FALL 14
ACC.AS - Accounting Associate	798.0	699	57	53
ACC.DIPL - Accounting Assistant	47.0	4	4	1
ACCN.AS - Accounting Associate	77.0	142	9	14
ADMS.AAS - Administrative Specialist	396.0	387	32	30
AVI.AS - Aviation Science/Professional Pilot	147.6	93.8	14	7
BAK.DIPL - Baking and Pastry Arts	--	109	--	9
BRDC.AAS - Broadcasting	275.0	529	21	37
BUS.AS - Business	605.0	308	53	28
CJUS.AS - Criminal Justice	1,290.0	,1166	99	88
CJUS.DIPL - Criminal Justice	24.0	21	2	2
CMR.DIPL - Computer Repair	43.0	7	3	1
CNT.AAS - Computer Networking Technology	850.0	652	59	48
CUL.AAS - Culinary Arts	876.0	854	58	57
GRA.AAS - Graphics Technology	374.0	376	29	27
GRA.DIPL - Graphics Technology	--	12	--	1
HBM.AAS - Health and Beauty Management	83.0	114	12	12
HOS.AAS - Restaurant and Hospitality Mgmt	226.0	177	17	12
HS.COMM - Arts, A/V Tech & Comm	--	3	--	1
LOG.AAS - Logistics and Transportation Mgmt	193.0	233	16	19
MDT.DIPL - Medical Transcription & Coding	3.0	6	1	1
OA.DIPL - Office Assistant	19.0	16	2	1
TGM.AAS - Turf Grass Management	233.0	243	18	17
WBT.AAS - Web Technology	116.0	127	10	10
WBT.DIPL - Web Technology	38.0	10	3	1
Business - BUS Total	6,713.6	6,288.8	519	477
Health Sciences				
AADN.AAS - Advanced Standing ADN	181.5	310.5	13	23
ADN.AAS - Associate Degree Nursing	1,062.5	987.5	81	76
BSN.AA - RN-BSN	184.0	122	27	16
CT.AA - Computed Tomography	15.0	27	2	3
DH.AAS - Dental Hygiene	315.0	329	24	25
EMP.AAS - Emergency Medical Paramedic	338.5	413	30	39
EMPS.AAS - Paramedic Specialist	14.0	0	1	0
EMT.CERT - Emergency Medical Technician	21.0	27	2	4
FIR.AAS - Fire Science	417.0	363	26	24
HCA.AS - Health Care Administration	13.0	6	1	1
MA.AAS - Medical Assistant	318.5	417	22	28
MA.DIPL - Medical Assistant	4.0	48	1	3
MLT.AAS - Medical Lab. Technician	388.5	418	29	30
PN.DIPL - Practical Nursing	1,483.5	1565.5	124	137
RT.AAS - Radiology Technology	421.0	496.5	36	39
US.AA - Ultrasound	8.0	0	1	0
Health Sciences - HSA Total	5,185.0	5,530	420	448



Academic Programs

	CREDIT HOURS		HEADCOUNT	
	FALL 13	FALL 14	FALL 13	FALL 14
Humanities				
PHT.AAS - Professional Photography	456.0	467.0	35	37
Humanities - HUMN Total	456.0	467.0	35	37
Industrial Technology				
AGR.AAS - Agriculture Technology	469.0	744	33	54
ATR.AAS - Industrial Automation & Robotics	--	134	--	10
AUT.AAS - Automotive Technology	901.0	1298	71	77
CRP.DIPL - Carpentry	340.0	422	20	25
CRR.AAS - Automotive Collision Technology	516.0	567	31	32
CRR.DIPL - Automotive Collision Technology	40.0	0	4	0
DSL.AAS - Diesel Technology	1,141.0	1041	66	62
EDT.AAS - Engineering & Design Technology	305.0	456	24	31
EDT.DIPL - Engineering & Design Technology	17.0	0	1	0
ELM.AAS - Electrical Mechanical Technician	227.0	121	15	8
ELT.AAS - Electrical Technologies	993.0	1018.5	70	68
ELT.DIPL - Electrical Technologies	23.0	121	4	23
HS.MANU – Manufacturing	--	6	--	1
HS.TRAN – Transport, Distrib, Logistics	--	10	--	1
IBD.AAS - Industrial Business	68.0	46	5	5
MEC.DIPL - Industrial Mechanics	216.0	143	14	12
MEL.AAS - Maintenance Electrician	4.0	0	1	0
MFG.AAS - Computer Integrated Fabrication	305.0	218	20	15
PROC.AAS - Process Technology	133.0	130	7	8
RES.AAS - Auto Restoration Technology	364.0	264	22	17
SET.AAS - Sustainable Energy Technology	277.0	86	18	6
WLD.DIPL - Welding Technology	593.0	715	43	53
Industrial Technology - INDT Total	6,932.0	7,540.5	469	508
Science				
BTC.AAS - Biotechnology	308.0	173.0	34	20
Science - SCI Total	308.0	173.0	34	20
Social Sciences				
HSER.AS - Human Services	658.0	480.0	59	45
Social Sciences - SOCS Total	658.0	480.0	59	45
General				
AS.UNDC - Undecided Associate of Science	192.0	133.0	15	10
HS.UNDC - Undecided	--	28	--	6
Undecided - UNDC Total	192.0	133.0	15	10

Programs in red are new for Fall 2014.



Academic Programs

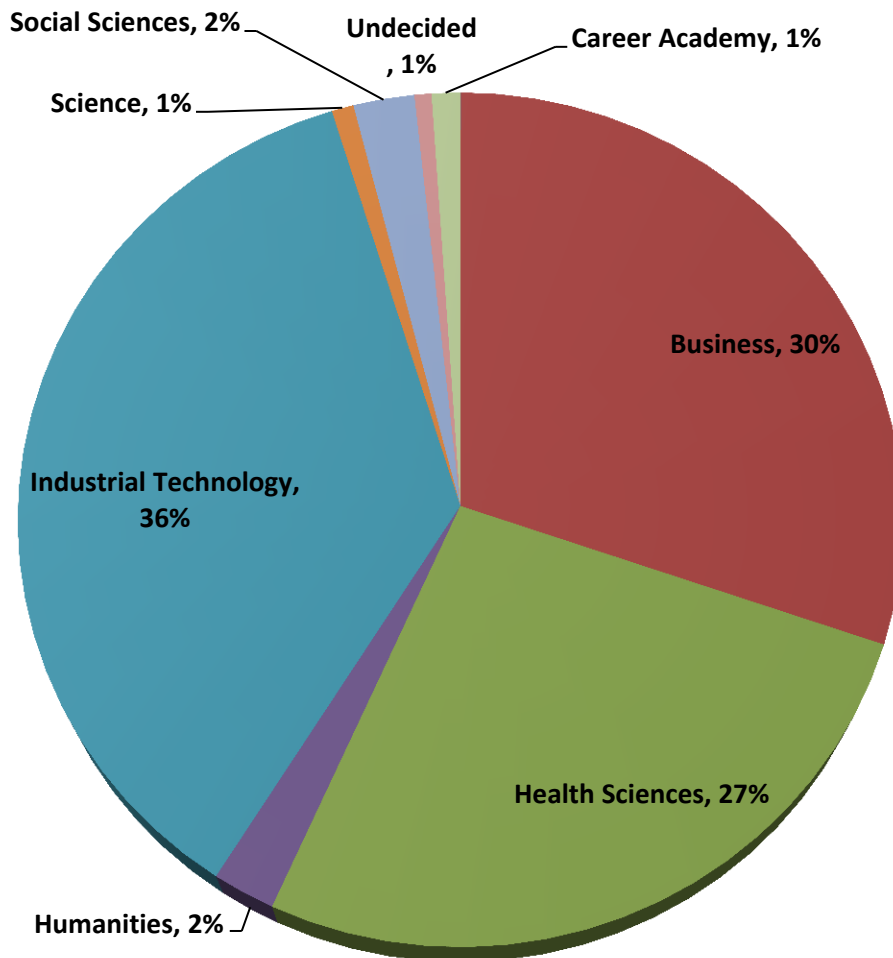
	CREDIT HOURS		HEADCOUNT	
	FALL 13	FALL 14	FALL 13	FALL 14
Career Academy				
HS.AGR - Agriculture, Food and Natural Resources	--	84	--	7
HS.BUS - Business Management	--	93	--	8
Regional Career Academy Total	--	177	--	15
BEST (8 Week Online)				
CNTB.AAS - Computer Networking Technology	1.0	1	1	1
HCAB.AS – Health Care Administration	--	1	--	1
HSERB.AS - Human Services	6.0	0	1	0
LOGB.AAS - Logistics and Transportation Mgt	12.0	3	1	1
BEST - BEST Total	19.0	5.0	3	3
GRAND TOTAL	20,463.6	20,822.3	1,554	1,569

Programs in red are new for Fall 2014.



Academic Programs

2014 Fall Credit Hours by the Department





Associate of Arts

	CREDIT HOURS		HEADCOUNT	
	FALL 13	FALL 14	FALL 13	FALL 14
Business				
ACC.AA - Accounting	468	368	34	30
ATC.AA - Pre Athletic Training	912	1,117	63	78
BUS.AA - Business	2,148	2,743	162	209
CJUS.AA - Criminal Justice	2,550	2,373	181	170
GRA.AA - Graphic Technology	45	68	3	5
TGM.AA - Turf Grass Management	48	33	3	2
WBT.AA - Web Technology	12	10	1	1
TOTAL	6,541	6,712	447	495
Communications				
DMC.AAA - Digital Mass Communications	---	58	---	4
ENGL.AA - English, Speech, & Literature	240	330	17	22
JOUR.AA - Journalism	155	193	11	13
TOTAL	395	581	28	39
Education & Psychology				
ECED.AA - Early Childhood Education	467	400	35	29
ELEM.AA - Elementary Education	1,274	1,209	93	90
PHED.AA - Physical Education	782	550	56	39
PLAW.AA - Pre-Law	153	243	11	16
PSYC.AA - Psychology	1,012	856	71	64
SEDU.AA - Secondary Education	607	415	42	29
TOTAL	4,295	3,673	308	267
General				
AA.UNDC - Undecided Associate of Arts	16,617	16,460	2,494	2,434
AGS.AGS - Associate in General Studies	16	19	1	3
NDS - Non Degree Seeking	472	443	107	114
AA.UNDCB - BEST Undecided Associate of Arts	3	15	1	2
TOTAL	17,108	16,937	2,603	2,553
Health Sciences				
PAAN.AA - Pre-Advanced Standing ADN	26	26	5	4
PADN.AA - Pre-Associate Degree Nursing	54	13	6	2
PDH.AA - Pre-Dental Hygiene	287	260	22	21
PMA.AA - Pre-Medical Assistant	109	108	11	10
PMLT.AA - Pre-Medical Lab Tech	25	0	2	0
PPN.AA - Pre-Practical Nursing	2,544.5	2,348	232	222
PRT.AA - Pre-Radiology Tech	646	462	51	40
TOTAL	3,691.5	3,217	329	299

Degrees in red are new for Fall 2014.



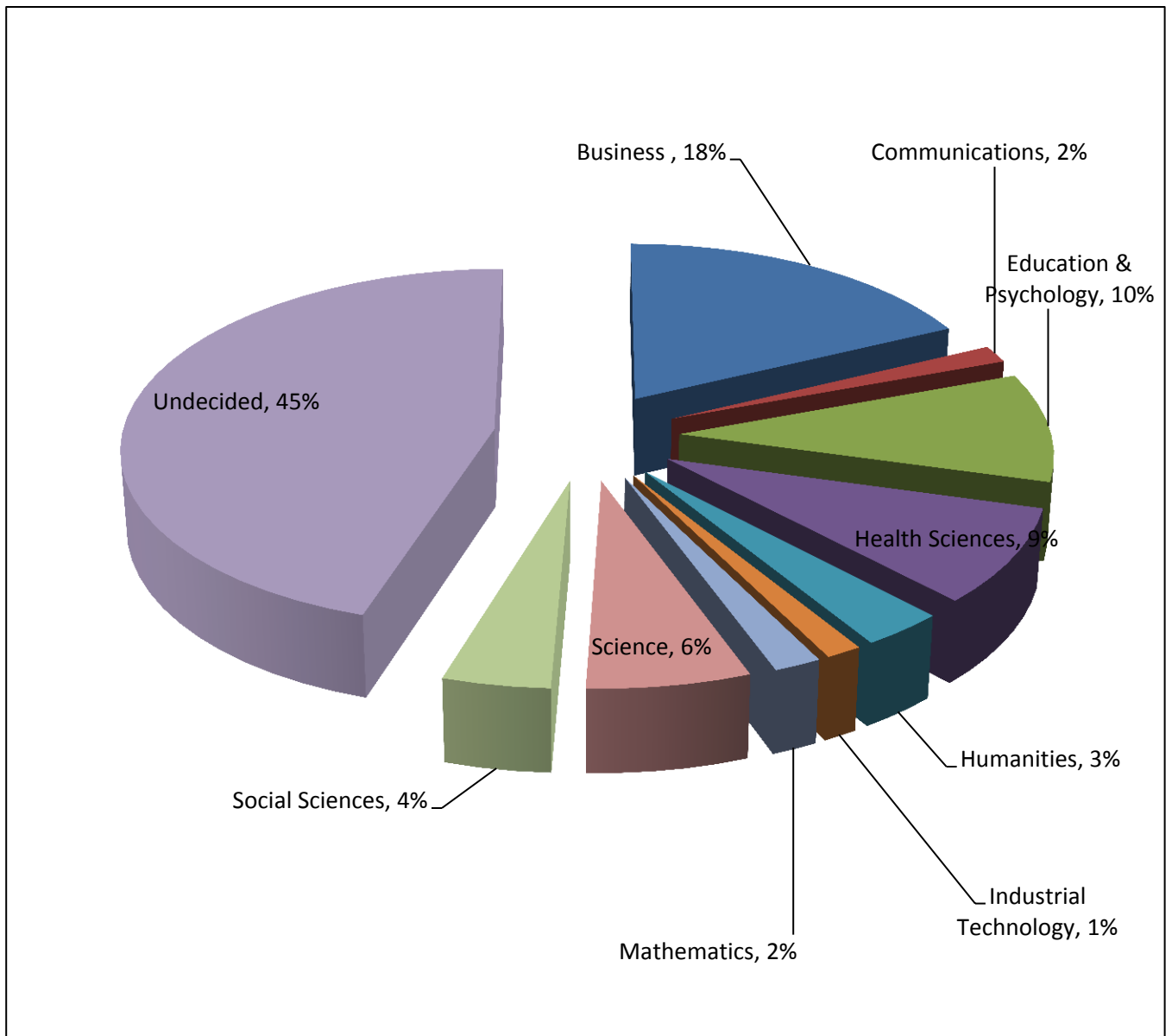
Associate of Arts

	CREDIT HOURS		HEADCOUNT	
	FALL 13	FALL 14	FALL 13	FALL 13
Humanities				
HIS.AA - History	159	121	12	9
MLAN.AA - Modern Languages	24	26	2	2
MUSC.AA - Music	364	337	21	20
REL.AA - Religious Studies	29	26	2	2
THTR.AA - Theatre	144	155	10	10
VART.AA - Visual Arts	541	548	39	40
TOTAL	1,261	1,213	86	83
Industrial Technology				
AGR.AA - Agriculture	358	526	27	35
TOTAL	358	526	27	35
Mathematics				
COSC.AA - Computer Science	169	158	12	11
ENG.AA - Pre-Engineering	617	499	43	36
MATH.AA - Mathematics	57	35	4	3
TOTAL	843	692	59	50
Science				
CHIR.AA - Pre-Chiropractic	73	0	5	0
CONS.AA - Conservation	31	26	3	2
DENT.AA - Pre-Dentistry	87	60	6	4
MED.AA - Pre-Medicine	272	393	19	28
MORT.AA - Pre-Mortuary	62	15	4	1
OPTO.AA - Pre-Optometry	6	0	1	0
PHAR.AA - Pre-Pharmacy	68	97	6	7
PT.AA - Pre-Physical Therapy	355	521	26	39
SCI.AA - Science	312	527	23	41
SMES.AA - Sports Med/Exercise Science	484	490	33	34
VET.AA - Pre-Veterinary	231	240	16	16
TOTAL	1,981	2,369	142	172
Social Sciences				
HSER.AA - Human Services	1,063	1,371	85	110
POL.AA - Political Science/Government	80	48	6	4
SOCS.AA - Social Science	316	142	23	10
TOTAL	1,459	1,561	114	124
GRAND TOTAL	37,574.5	37,481	4,143	4,117



Associate of Arts

2014 Fall Credit Hours by Transfer Major



The Major is the student's declared area of interest.



Tuition and Housing

2014-2015 COSTS	
Iowa Resident Tuition + Fees	\$157 / credit hour
Non-Resident Tuition + Fees	\$228.50 / credit hour
Room & Board	\$6,150 / year

HOUSING RESIDENTS			
AVAILABILITY	RESIDENTS	% CAPACITY	WAIT LIST
1,214	1,232	101.5%	0

HOUSING RESIDENTS DEMOGRAPHICS		
	STUDENTS	% TOTAL
Area V	173	14%
Iowa	702	57%
Out-of-State	319	26%
International	38	3%
Male	784	64%
Female	448	36%



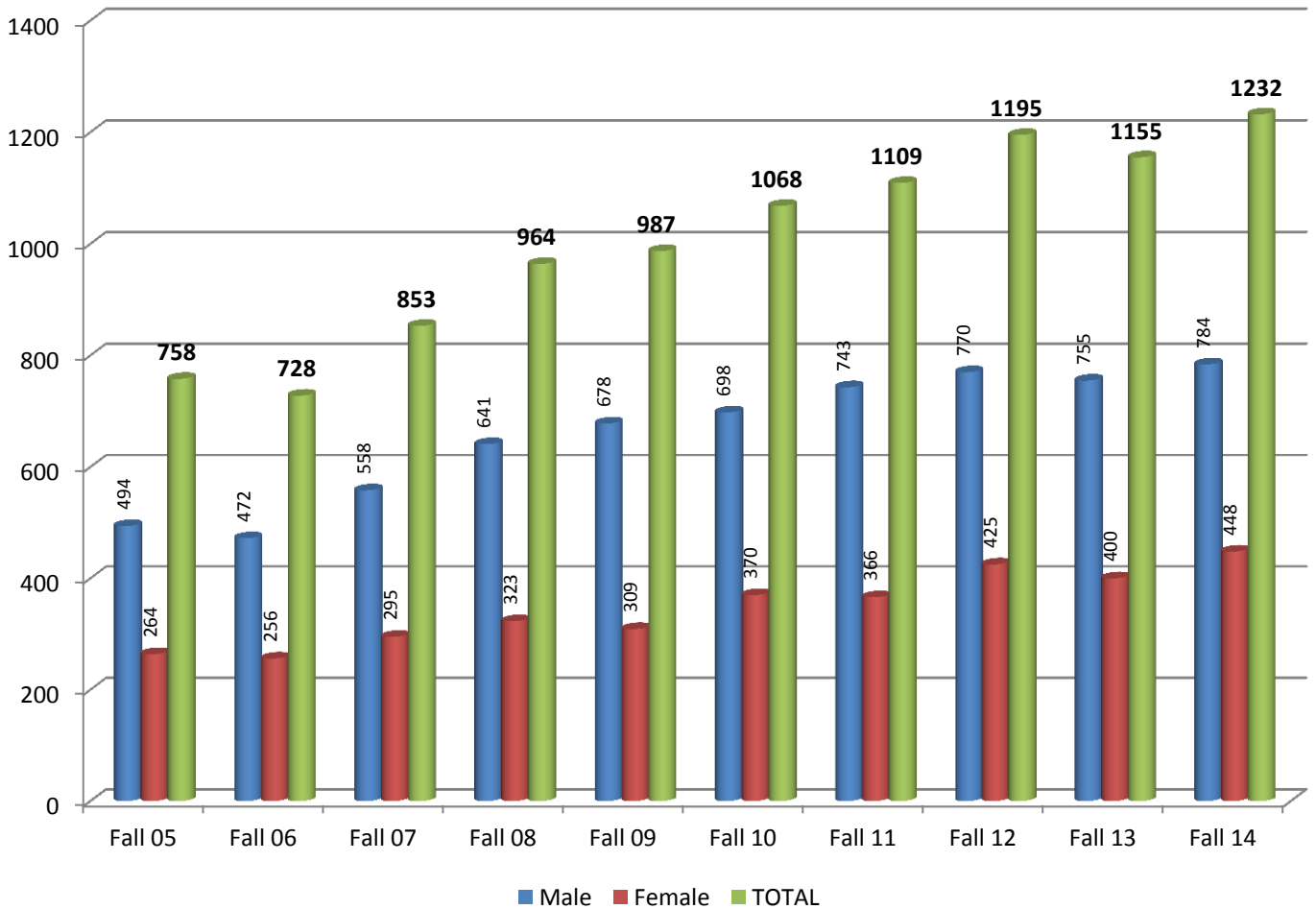
Fall 2014

Historical Trends

- Housing Comparison
- Credit Hour Comparison
- Headcount Comparison
- Trade Act
- Developmental Education

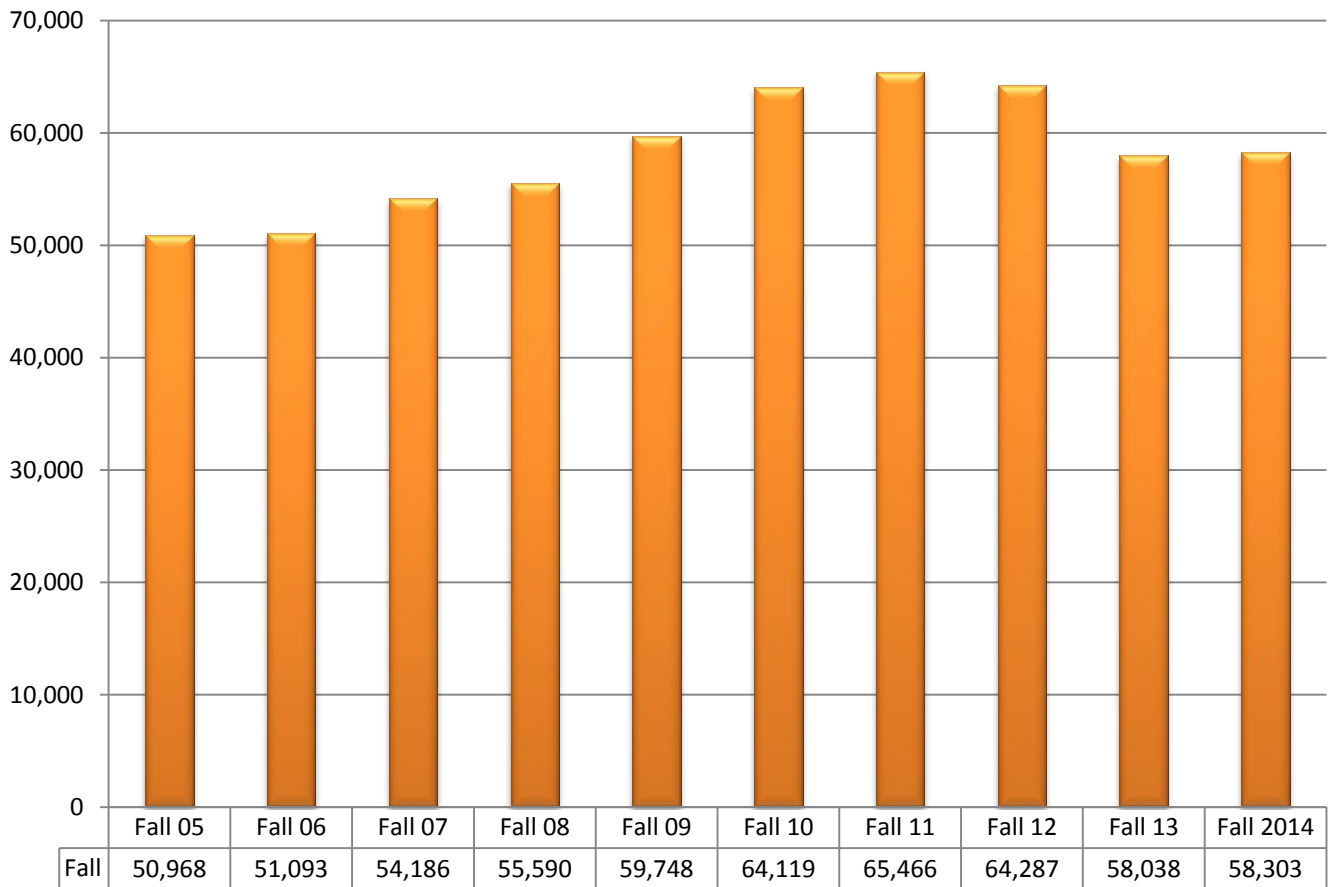
Housing Comparison by Gender

Fall 2005 – Fall 2014



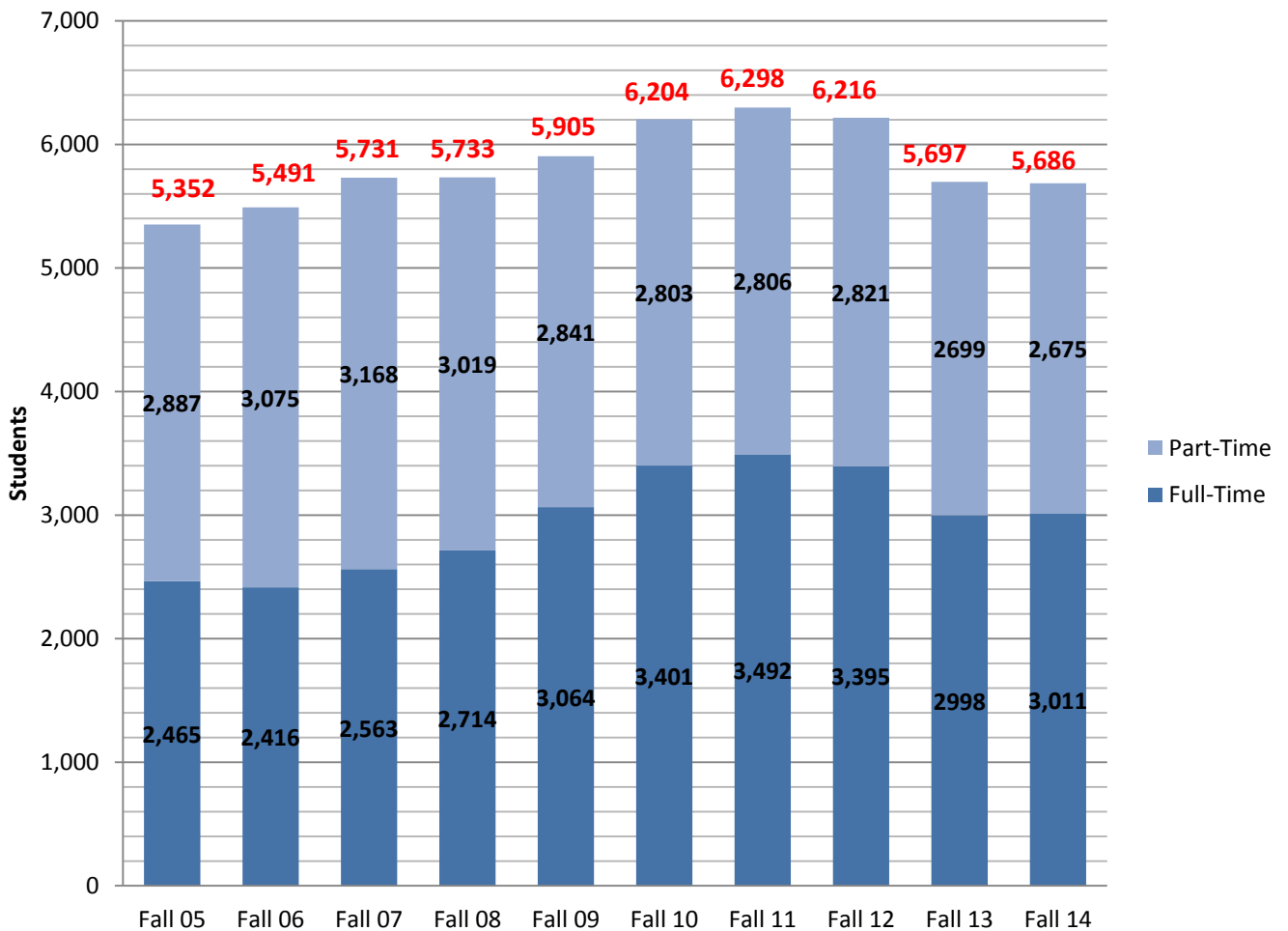
Credit Hours Historical Trend

Fall 2005 – Fall 2014



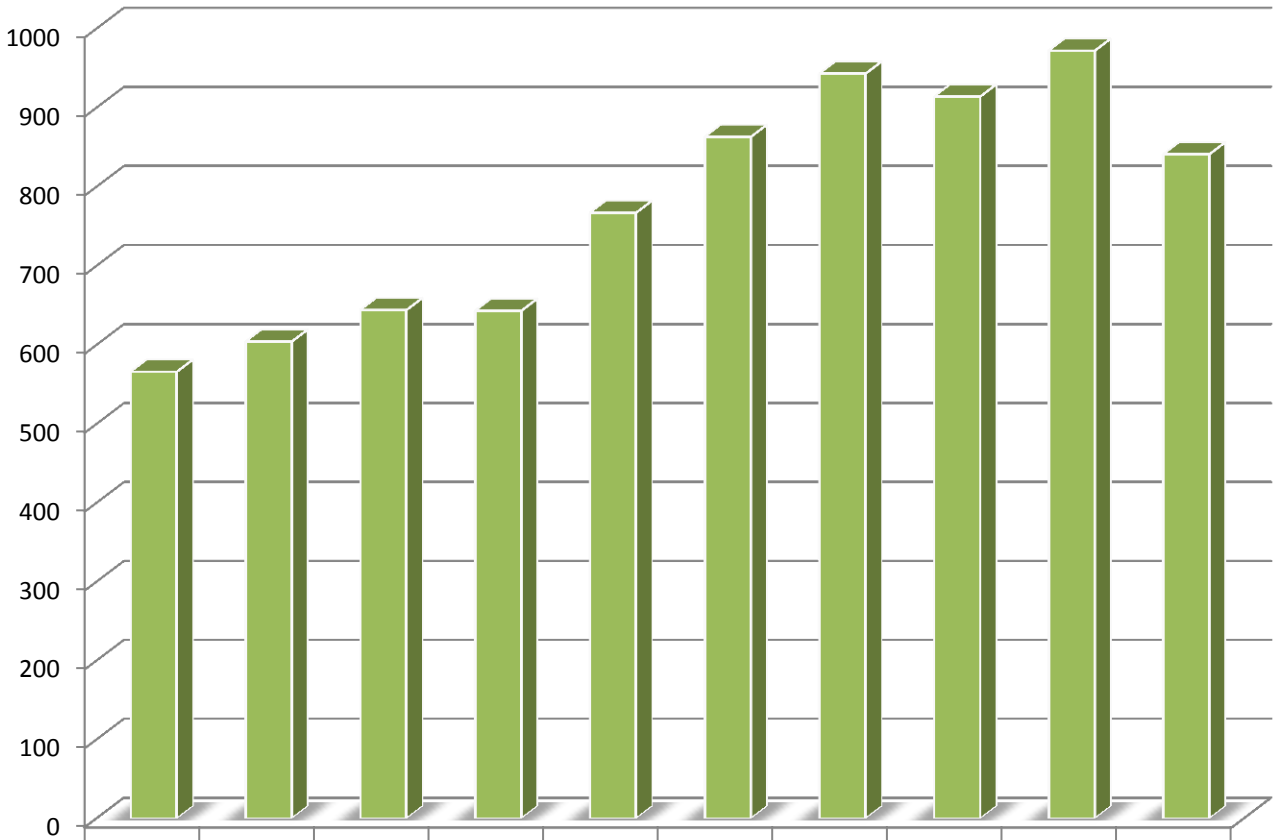
Headcount Enrollment Trend

Fall 2005 – Fall 2014



Developmental Education Fall 2005 – Fall 2014

Dev Ed Students



	Fall 05	Fall 06	Fall 07	Fall 08	Fall 09	Fall 10	Fall 11	Fall 12	Fall 13	Fall 14
Dev Ed Students	566	604	644	643	767	863	943	914	972	841

