

Iowa Central Community College



Enrollment Report

SPRING 2015

-The figures in this document represent the official enrollment report for Spring 2015. The data is based on enrollment on the tenth day of classes, January 26, 2015.

Iowa Central Community College
One Triton Circle, Fort Dodge, IA 50501
800.362.2793 • 515.576.7201 • www.iowacentral.edu



Spring 2015 Quick Facts

52,046.7 Total Credit Hours

5,154 Total Students

FTE = 3,471

Student FTE calculation = 1/3 Part-Time + Full-Time

SPRING TERM COMPARISON

	SPRING 2014	SPRING 2015	% CHANGE
Total Credit Hours	51,072.2	52,046.7	1.9 %
Total Headcount	5,068	5,154	1.7 %

3,355 Undergraduates

1,799 High School (35%)

2,630 Full-time Students

2,524 Part-time Students

1,030 Students in Campus Housing

2014-2015 COSTS

Iowa Resident Tuition + Fees	\$157 / credit hr
Non-Resident Tuition + Fees	\$228.5 / credit hr
Room & Board	\$6,150 / yr



Location & Developmental

ENROLLMENT BY CENTER			
<i>Excludes Distance Learning</i>			
CENTER	CREDIT HOURS	CREDIT HRS % TOTAL	HEADCOUNT <i>Students are not unique</i>
Fort Dodge	32,393.5	78.8 %	11,222
Storm Lake	1,296.5	3.2 %	385
Webster City	1,022.7	2.5 %	281
High Schools	6,072	15.2 %	2,051
Career Academy	128	0.3 %	72
Other Locations	192	.5 %	14
TOTAL	41,104.7		

DEVELOPMENTAL EDUCATION						
Headcount			Credit Hours			
	SPR 2014	SPR 2015		SPR 2014	SPR 2015	
ENG †	129	83	ENG †	602	410	
MATH *	619	484	MATH *	2,476	1,936	
TOTAL	748	567	TOTAL	3,078	2,346	

† ENG = ENG-025 ,ENG-096, RDG-010, RDG-048

* MATH = MAT-045, MAT-063



Demographics

RACE/ETHNICITY	HEADCOUNT	CREDITS
2 or More	49	489.5
American/Alaska Native	20	173
Asian	78	576.5
Black or African American	465	5,855
Hawaiian/Pacific Islander	10	129.5
Hispanic/Latino	412	4,182
International	61	776
Unknown	252	2456.8
White	3,807	37,408.4

HEADCOUNT by CREDIT LOAD AND GENDER

	MALE		FEMALE		UNDECLARED	
	SPRING 14	SPRING 15	SPRING 14	SPRING 15	SPRING 14	SPRING 15
Full-Time	1,425	1,391	1,236	1,239	--	
Part-Time	1,052	1,103	1,347	1,416	8	5
TOTAL	2,477	2,494	2,583	2,655	8	5

HEADCOUNT by AGE AND GENDER

Age	MALE		FEMALE		UNDECLARED	
	SPRING 14	SPRING 15	SPRING 14	SPRING 15	SPRING 14	SPRING 15
0-17	535	168	631	245	4	
18-19	995	929	802	948	3	4
20-21	435	762	346	585	1	
22-24	168	251	225	260		1
25-29	104	138	187	223		
30-34	90	92	137	137		
35-39	47	58	84	82		
40-49	57	71	99	121		
50-64	39	22	68	52		
65+	3	2	2	1		
Unknown	4	1	2	1		
TOTAL	2,477	2,494	2,583	2,655	8	5



INSTRUCTIONAL PROGRAMS

TYPE OF INSTRUCTION	HEADCOUNT [students are not unique]			CREDIT HOURS		
	SPR 14	SPR 15		SPR 14	SPR 15	% Change
Arts & Sciences	1,951	1,942		23,897.0	23,289.5	-2.5
Career Academy		16		0	152	
Career Options	376	314		4,845.2	4,129.2	-14.8
Early Bird	1,376	1,432		6,108.0	6,732	10.2
Post Secondary (PSEO)	48	38		157.0	141	-10.2
Senior Year Plus	553	549		2,036.0	2,072	1.8
Storm Lake Charter School	30	44		468.5	619	32.1
VESS	16	0		184	0	
Vocational/Technical	987	1,109		13,376.5	14,912	11.5
Grand Total				51,072.2	52,046.7	1.9

DISTANCE LEARNING

LEARNING STYLE	HEADCOUNT			CREDIT HOURS		
	SPR 14	SPR 15	% Change	SPR 14	SPR 15	% Change
FlexNet	2,645	2,766	4.5	7,449	7,989	7.2
ICN	17	15	-11.8	68	60	-11.8
ICTN/Triton Network	632	668	5.7	1,908	2,039	6.9
Online	28	26	-7.1	95	89	-6.3
vClass Hybrid	171	214	25.1	533	765	43.5
TOTAL	3,493	3,689	5.6	10,053	10,942	8.8

FlexNet courses are Internet courses with flexible start dates.

Online courses are Internet courses with start/end dates based on regular semester start/end dates.

Students are not unique.



Credit Hours by Location

	DAY		EVENING		WEEKEND	
	SPR 14	SPR 15	SPR 14	SPR 15	SPR 14	SPR 15
Iowa Central Centers						
Fort Dodge **	32,508	31,742	633.5	504.5		147
Storm Lake	1,113	999.5	143	209		88
Webster City	1,130.7	981.7	84	41		
Area V High Schools						
Alta	30	72				
Clarion-Goldfield	302	309				
Eagle Grove High School	376	425				
East Sac County	272	243				
Fort Dodge High School	1,067	932				
Humboldt	537	609				
Jefferson-Scranton	353	385				
Laurens-Marathon	35	20				
Manson NW Webster	98	60				
Newell	285	409				
Pocahontas	142	264				
Saint Mary's – Storm Lake	48	96				
Sioux Central	228	144				
South Central Calhoun High	360	455				
South Hamilton	269	170				
Southeast Valley High School ^^	154	237				
St. Edmond - Fort Dodge	205	315				
Storm Lake High School	338	560				
Webster City High School	26	100				
Eagle Grove Reg Career Academy	--	128	--	--	--	
Other Locations						
Des Moines Central Campus	282	267				
Clarion		--	--	--		120
Sac City						72
GRAND TOTAL	40,158.4	39,923.2	860.5	754.5		427

^^ Prairie Valley & SE Webster Grand combined



Geographical Breakdown

AREA V STUDENTS

3,515 TOTAL STUDENTS			
COUNTY	FULL-TIME	PART-TIME	TOTAL
Buena Vista	152	387	539
Calhoun	118	174	292
Greene	40	108	148
Hamilton	154	211	365
Humboldt	119	199	318
Pocahontas	57	75	132
Sac	64	111	175
Webster	718	584	1,302
Wright	79	165	244
TOTAL	1,501	2,014	3,515

INTERNATIONAL STUDENTS

61 TOTAL STUDENTS			
COUNTRY	HEADCOUNT	COUNTRY	HEADCOUNT
Australia	4	Japan	1
Bahamas	4	Kenya	3
Barbados	2	Liberia	1
Brazil	3	New Zealand	1
Canada	4	Niger	3
China	1	Nigeria	6
Dominican Republic	5	Saudi Arabia	2
France	1	Tanzania	4
Ghana	2	Uganda	1
Grenada	1	United Kingdom	4
Guatemala	1	Venezuela	1
Hong Kong	3	Vietnam, Republic of	1
Ireland	2		



Geographical Breakdown

STUDENTS IN OTHER IOWA COUNTIES

1,151 TOTAL STUDENTS					
COUNTY	HEADCOUNT	COUNTY	HEADCOUNT	COUNTY	HEADCOUNT
Adair	2	Floyd	3	Montgomery	6
Adams	4	Franklin	12	Muscatine	17
Allamakee	5	Fremont	3	O'Brien	5
Appanoose	4	Grundy	12	Osceola	3
Audubon	1	Guthrie	11	Page	5
Benton	2	Hancock	16	Palo Alto	19
Black Hawk	18	Hardin	44	Plymouth	9
Boone	42	Harrison	10	Polk	198
Bremer	11	Henry	3	Pottawattamie	6
Buchanan	3	Howard	2	Poweshiek	24
Butler	3	Ida	27	Ringgold	2
Carroll	46	Iowa	7	Scott	33
Cass	9	Jackson	3	Shelby	2
Cedar	7	Jasper	11	Sioux	3
Cerro Gordo	13	Johnson	16	Story	55
Cherokee	32	Jones	5	Tama	4
Chickasaw	1	Keokuk	1	Taylor	1
Clarke	3	Kossuth	35	Union	1
Clay	35	Lee	4	Van Buren	1
Clayton	4	Linn	34	Wapello	4
Clinton	5	Louisa	3	Warren	21
Crawford	8	Lucas	1	Washington	4
Dallas	23	Lyon	2	Wayne	1
Davis	2	Madison	7	Winnebago	5
Decatur	3	Mahaska	11	Winneshiek	9
Delaware	8	Marion	16	Woodbury	16
Des Moines	6	Marshall	6	Worth	5
Dickinson	7	Mills	5		
Dubuque	13	Mitchell	12	Unknown	31
Emmet	7	Monona	4		
Fayette	3	Monroe	5		



Geographical Breakdown

OUT-OF-STATE STUDENTS

427 TOTAL STUDENTS					
STATE	HEADCOUNT	STATE	HEADCOUNT	STATE	HEADCOUNT
Alabama	3	Michigan	15	Utah	4
Alaska	1	Minnesota	68	Vermont	1
Arizona	1	Mississippi	3	Virginia	1
Arkansas	1	Missouri	17	Washington	3
California	11	Nebraska	26	Wisconsin	35
Colorado	4	Nevada	2	Wyoming	1
Connecticut	1	New Jersey	13		
Florida	21	New York	9		
Georgia	13	North Carolina	8		
Guam	1	North Dakota	1		
Hawaii	1	Ohio	11	Unknown	13
Illinois	87	Oklahoma	1		
Indiana	9	Pennsylvania	6		
Kansas	7	South Carolina	1		
Kentucky	2	South Dakota	9		
Maryland	5	Tennessee	2		
Massachusetts	1	Texas	8		



Faculty & Staff

FACULTY for SPRING 2015

Status	Unduplicated	Earlybird	Face-to-Face	Flexnet	Online
Full-Time	87	2	86	12	1
Adjunct	350	113	190	66	2
TOTAL FACULTY	437	115	278	78	3
FTE	204	--	--		

17:1
Student-to-Faculty
Ratio

-Full-Time and Adjunct faculty may teach multiple types of courses

-Student/Faculty Ratio based on Iowa Dept. of Education Supplemental Salary Allocation calculation for Faculty FTE and Student FTE

STAFF for SPRING 2015

Full-Time	237
Part-Time	87
TOTAL	324

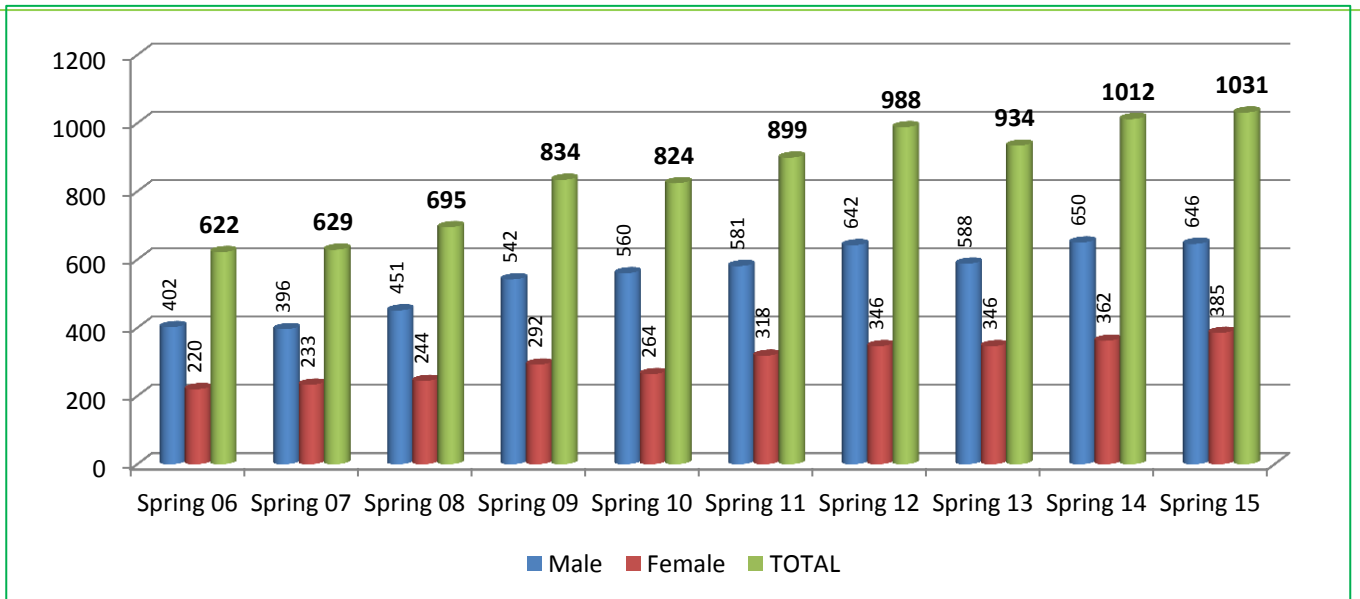


Spring 2015 Housing

HOUSING RESIDENTS			
AVAILABILITY	RESIDENTS	% CAPACITY	WAIT LIST
1,206	1,031	85 %	0

DEMOGRAPHICS		
	STUDENTS	% TOTAL
Area V	147	14 %
Iowa	594	58 %
Out-of-State	256	25 %
International	34	3%
Male	646	63 %
Female	385	37 %

Housing Comparison by Gender





Course Subject Credit Hours by Dept.

Business	Spring 14	Spring 15
Accounting	1,443	1,194
Administrative Assistant	287	195
Agriculture - Horticulture	1530	135
Aviation	51.2	54.2
Business	1,668	1,567
Business Computer Application	98	54
Coaching Officiating	491	380
Computer Networking	627	375
Computer Programming	240	246
Computer Science	1,226	1,170
Criminal Justice	1,614	1,476
Economics	684	591
General Phy Ed and Health	237	297
Graphic Communications	111	117
Hospitality/Culinary Mgt	898	934
Intercollegiate Physical Educ	136	127
Management	294	240
Marketing	285	342
Mass Media Studies	514	578
Physical Education Training	198	144
Business Total	11,225.2	10,216.2
Communications		
Communication	17	64
English Composition	4,726	4,494
Reading	142	39
Mass Media Studies	0	20
Social Media and Marketing	0	24
Speech	1,290	1302
Communications Total	6,175	5,943
Education & Psychology		
Education	548	629
Psychology	3,156	3,336
Student Development	349	339
Education & Psychology Total	4,053	4,304
Health Sciences		
Associate Degree Nursing	1,290.5	1,428
Dental Hygiene	244	280
Emergency Medical Services	339.5	616.5
Fire Science	168	219
Health Sciences	804	748
Medical Assistant	297	461
Medical Lab Tech	227	175



Course Subject Credit Hours by Dept.

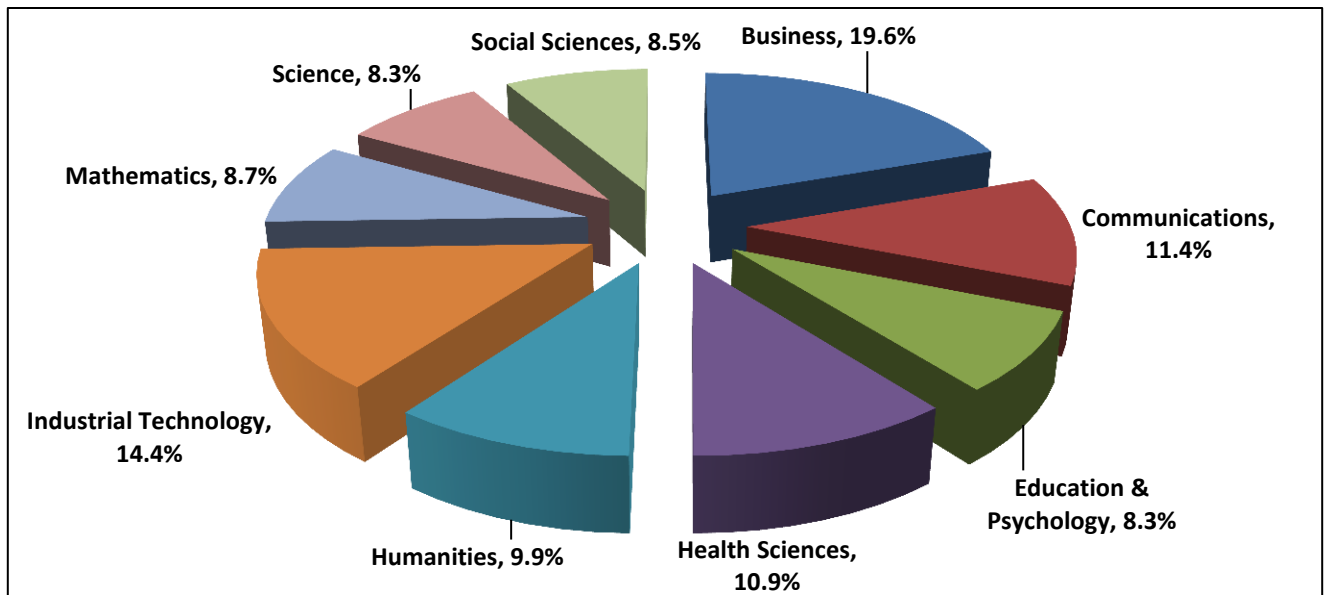
Health Sciences cont.	Spring 14	Spring 15
Practical Nursing	1,113	1,277
Radiologic Technology	351	455
Health Sciences Total	4,834	5,659.5
Humanities		
American Sign Language	102	0
Art	753	1,054
Cultural Studies	66	381
English Composition	48	69
Film and Theatre	75	117
Foreign Language - German	56	0
Foreign Language - Spanish	460	425
Foreign Language-Chinese	20	16
General Music	890	966
History	318	24
Humanities	279	351
Literature	195	234
Music - Applied	58	65
Philosophy	252	558
Professional Photography	210	258
Religion	702	660
Humanities Total	4,484	5,178
Mathematics		
Computer Programming	32	16
Mathematics	5,084	4,514
Mathematics Total	5,116	4,530
Science		
Biology	3,102	3,160
Biotechnology	241	224
Chemistry	684	702
Environmental Science	91	144
Physics	117	97
Science Total	4,235	4,327
Social Sciences		
Anthropology	24	45
Geography	144	102
History	994	926
Human Services	235	308
Political Science	762	855
Sociology	1,932	2,133
Student Development	80	44
Social Sciences Total	4,171	4,413



Course Subject Credit Hours by Dept.

Industrial Technology	Spring 14	Spring 15
Agriculture - Animal Science	69	159
Agriculture - Equine	18	42
Agriculture - Farm Mgt	264	396
Agriculture – Precision Ag	30	27
Agriculture Agronomy	229	257
Agriculture Comprehensive - M	114	168
Auto Body Collision Repair	750	672
Automation Tech and Robotics	0	8
Automotive Technology	925	1,111
Bioprocess Technology	76	55
Chemical Technology	0	36
Computer Aided Drafting	319	503
Construction	295	401
Diesel Technology	899	808
Electrical Technology	667	918
Engineering Technology	60	90
Environmental Science	66	8
Industrial Technology	549	411
Manufacturing	283	259
Mathematics	159	216
Physics	200	132
Welding	777	799
Industrial Technology Total	6,749	7,476
Grand Total	51,072.2	52,046.7

Department Credit Hour Percentages





Academic Programs

	CREDIT HOURS		HEADCOUNT	
	SPR 14	SPR 15	SPR 14	SPR 15
Business				
ACC.APS - Accounting Associate		209		15
ACC.AS - Accounting Associate	970	459	69	35
ACC.DIPL - Accounting Assistant	52	27	4	2
ACCN.APS - Accounting Associate		28		3
ACCN.AS - Accounting Associate	94	115	11	11
ADMS.AAS - Administrative Specialist	373	318	32	27
AVI.APS - Aviation Science/Professional Pilot		34.7		3
AVI.AS - Aviation Science/Professional Pilot	110.2	71.5	9	6
BAK.DIPL - Baking and Pastry Arts		116.5		9
BRDC.AAS - Broadcasting	322	418	24	31
BUS.APS - Business		222		17
BUS.AS - Business	492	143	45	12
CJUS.APS - Criminal Justice		582		41
CJUS.AS - Criminal Justice	1169	550	89	45
CJUS.DIPL - Criminal Justice	27	21	2	2
CMR.DIPL - Computer Repair	25		2	
CNT.AAS - Computer Networking Technology	786	444	55	32
CUL.AAS - Culinary Arts	895	720	61	44
GRA.AAS - Graphics Technology	309	311	26	25
GRA.DIPL - Graphics Technology	21	12	2	1
HBM.AAS - Health and Beauty Management	63	89	11	12
HOS.AAS - Restaurant and Hospitality Management	174	132	16	9
HS.BUS - Business Management		123		11
HS.COMM - Arts, A/V Technology & Comm		24		7
HS.EDU - Education, Government & Public Relations		13		2
HS.HOS - Hospitality and Tourism		15		2
LOG.AAS - Logistics and Transportation Management	226	204	19	17
OA.DIPL - Office Assistant	28	20	3	2
TGM.AAS - Turf Grass Management	236	283	16	19
WBT.AAS - Web Technology	151	93	11	7
Business – BUS TOTAL	6,523.2	5,797.7	507	449



Academic Programs

Health Sciences	CREDIT HOURS		HEADCOUNT	
	SPR 14	SPR 15	SPR 14	SPR 15
AADN.AAS - Associate Degree Nursing	169.5	446.5	15	35
ADN.AAS - Associate Degree Nursing	1,191	1,061	95	88
BSN.AA - RN-BSN	134	115	20	18
CT.AA - Computed Tomography		8		1
DH.AAS - Dental Hygiene	256	290	22	25
EMP.AAS - Emergency Medical Paramedic	334	356.5	30	36
EMR.CERT - Emergency Medical Responder	40		7	
EMT.CERT - Emergency Medical Technician	5	298	1	36
FIR.AAS - Fire Science	303	329	18	21
HCA.AS - Health Care Administration		3		1
HS.HSCI - Health Science		37		12
MA.AAS - Medical Assistant	318	455	23	27
MA.DIPL - Medical Assistant	48	52	3	4
MLT.AAS - Medical Lab. Technician	313	317	27	27
PN.DIPL - Practical Nursing	1,290	1,453.5	108	121
RT.AAS - Radiology Technology	371	464	29	36
US.AA - Ultrasound	8		1	
Health Sciences - HSA Total	4,780.5	5,685.5	399	488
Humanities				
PHT.AAS - Professional Photography	388	513	32	39
Humanities - HUMN Total	388	513	32	39
Science				
BTC.AAS - Biotechnology	266	93	26	8
Science - SCI Total	266	93	26	8
Social Sciences				
HSER.APS - Human Services		153		14
HSER.AS - Human Services	452	230	41	24
Social Sciences - SOCS Total	452	383	41	38



Academic Programs

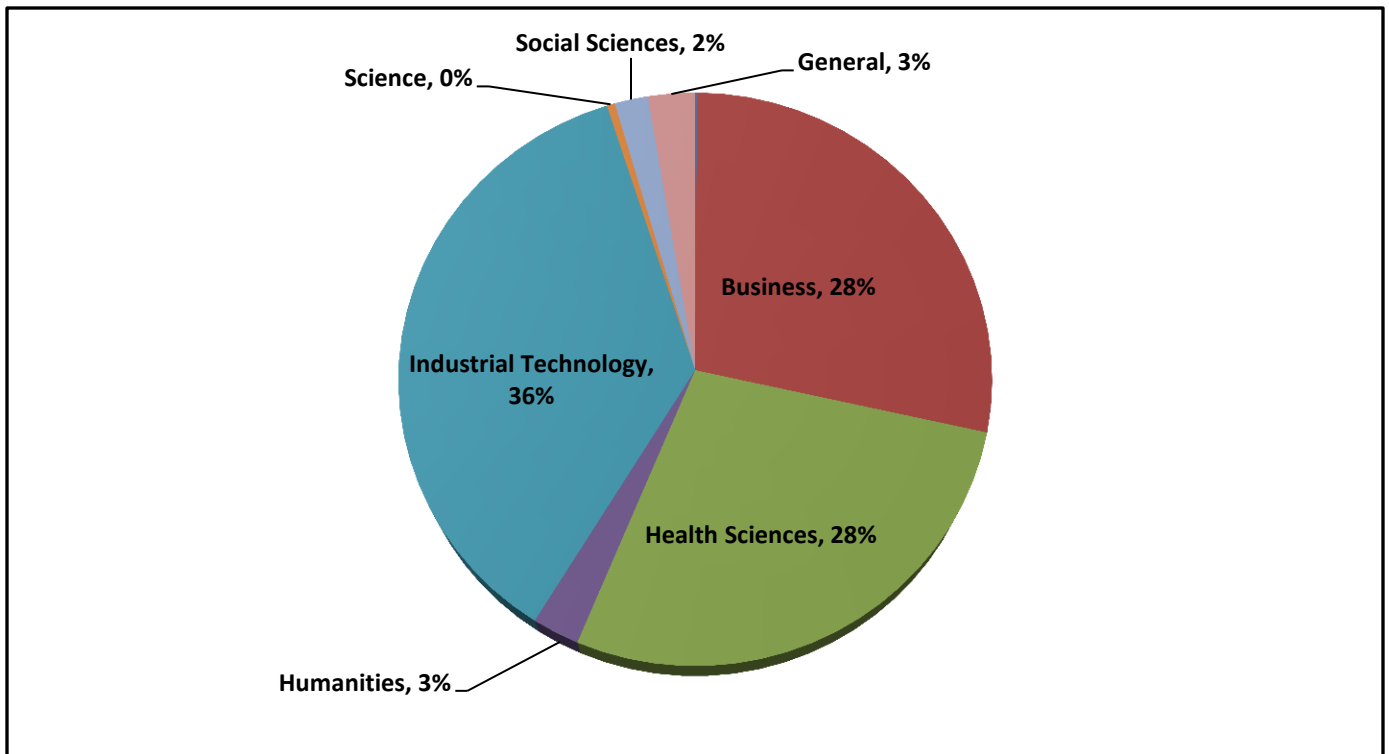
	CREDIT HOURS		HEADCOUNT	
	SPR 14	SPR 15	SPR 14	SPR 15
Industrial Technology				
AGR.AAS - Agriculture Technology	475	754	34	52
ATR.AAS - Industrial Automation and Robotics		145		10
AUT.AAS - Automotive Technology	865	1,116	61	71
CAD.DIPL - Computer Aided Design Technology	4		1	
CRP.DIPL - Carpentry	244	380	15	23
CRR.AAS - Automotive Collision Technology	486	564	29	33
CRR.DIPL - Automotive Collision Technology	36		3	
DSL.AAS - Diesel Technology	1,065	937	62	57
EDT.AAS - Engineering & Design Technology	329	516	25	35
ELM.AAS - Electrical Mechanical Technician	112	152	8	9
ELT.AAS - Electrical Technologies	988	997	68	70
ELT.DIPL - Electrical Technologies	23	195	5	29
HS.AGR - Ag, Food and Natural Resources		105		11
HS.ARCH - Architecture & Construction		8		2
HS.MANU - Manufacturing		14		3
HS.STEM - Science, Tech Engineering & Math		9		3
HS.TRAN - Transportation, Distribution & Logistics		28		7
IBD.AAS - Industrial Business	26	30	3	2
MEC.DIPL - Industrial Mechanics	189	120	13	11
MFG.AAS - Computer Integrated Fabrication	281	237	17	14
PROC.AAS - Process Technology	163	122	10	8
RES.AAS - Auto Restoration Technology	345	219	21	13
SET.AAS - Sustainable Energy Technology	212	80	14	4
WLD.CERT - Welding	1		1	
WLD.DIPL - Welding Technology	738	676	55	50
Industrial Technology – INDT TOTAL	6,582	7,404	445	517
General				
AS.UNDC - Undecided Associate of Science	280	237	21	18
HS.UNDC - Undecided		303		73
General Total	280	540	21	91



Academic Programs

	CREDIT HOURS		HEADCOUNT	
	SPR 14	SPR 15	SPR 14	SPR 15
BEST (8 Week Online)				
CJUSB.AS - Criminal Justice	3		1	
CNTB.AAS - Computer Networking Technology	3	9	1	2
HCAB.AS - Health Care Administration	4		2	
LOGB.AAS - Logistics and Transportation Management		12		1
BEST - BEST Total	10	21	4	3
GRAND TOTAL	19,281.7	20,437.2	1,475	1,633

Department Credit Hour Percentages





Associate of Arts

	CREDIT HOURS		HEADCOUNT	
	SPR 14	SPR 15	SPR 14	SPR 15
Business				
ACC.AA - Accounting	396	233	30	18
ATC.AA - Pre Athletic Training	677	815	48	54
BUS.AA - Business	2,137	2,129.5	166	164
CJUS.AA - Criminal Justice	2,045	2,030	145	144
GRA.AA - Graphic Technology	67	69	5	4
LOG.AA - Logistics & Transportation Mgmt	16	0	1	0
TGM.AA - Turf Grass Management	42	0	3	0
WBT.AA - Web Technology	31	14	2	1
TOTAL	5,411	5,290.5	400	385
Communications				
DMC.AAA - Digital Mass Communications	0	91	0	7
ENGL.AA - English, Speech, & Literature	204	248	13	18
JOUR.AA - Journalism	82	183	6	12
TOTAL	286	522	19	37
Education & Psychology				
ECED.AA - Early Childhood Education	364	365	26	28
ELEM.AA - Elementary Education	1,165	1,122	83	83
PHED.AA - Physical Education	714	482	49	32
PLAW.AA - Pre-Law	164	188	12	15
PSYC.AA - Psychology	911	816	68	60
SEDU.AA - Secondary Education	582	416	41	29
TOTAL	3,900	3,389	279	247
General				
AA.UNDC - Undecided Associate of Arts	13,117	13,401	2,066	2,005
AGS.AGS - Degree of Assoc. in General Studies	0	57	0	5
AA.UNDCB – BEST Undecided Associate of Arts	0	9	0	2
TOTAL	13,117	13,467	2,066	2,012
Health Sciences				
PAAN.AA - Pre-Advanced Standing ADN	22	29	3	3
PADN.AA - Pre-Associate Degree Nursing	8	0	1	0
PDH.AA - Pre-Dental Hygiene	317	212	26	20
PMA.AA - Pre-Medical Assistant	138	185	16	17
PMLT.AA - Pre-Medical Lab Tech	40	42	4	4
PPN.AA - Pre-Practical Nursing	2,376	2,295	226	223
PRT.AA - Pre-Radiology Tech	460	325	41	33
TOTAL	3,361	3,088	317	300



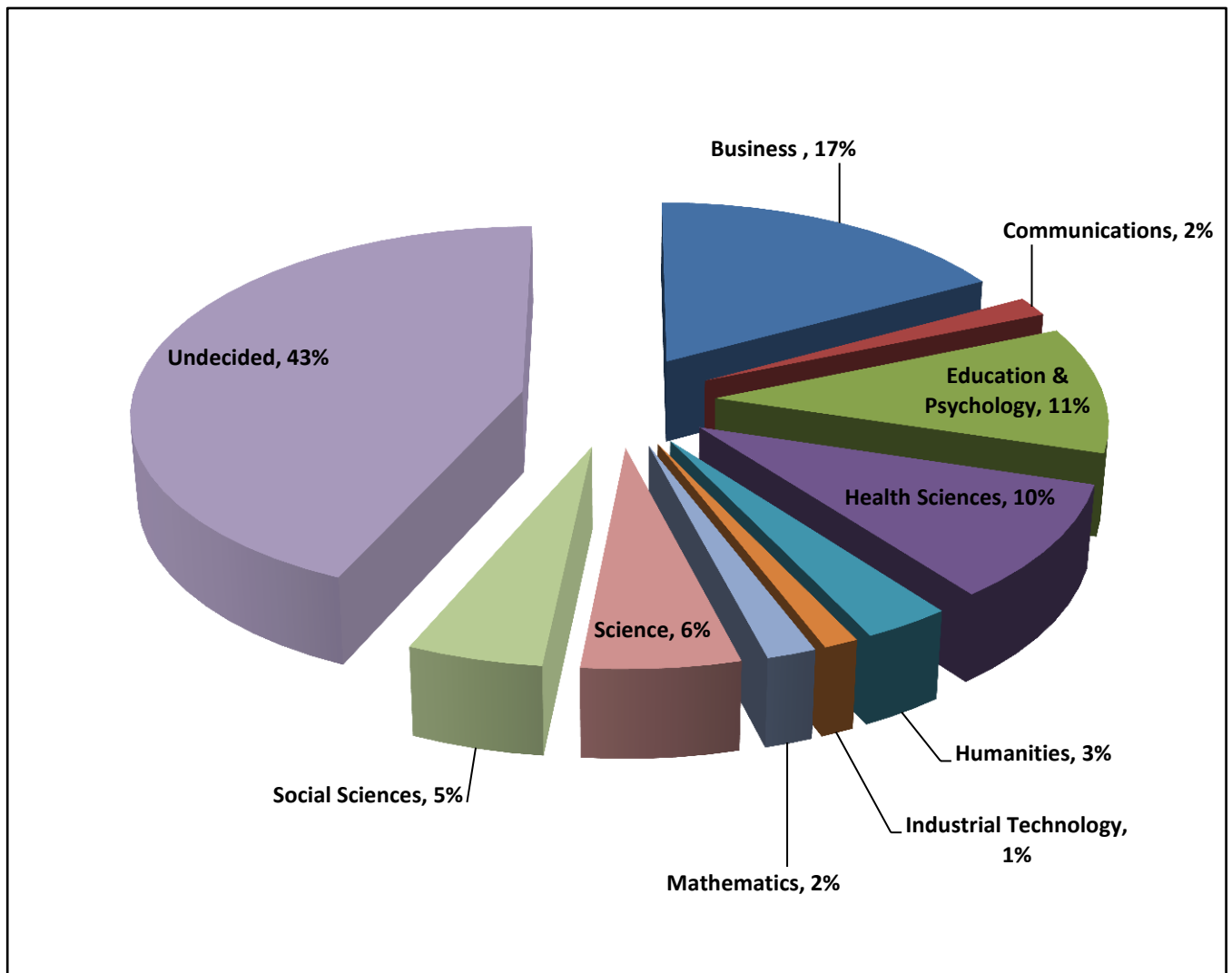
Associate of Arts

	CREDIT HOURS		HEADCOUNT	
	SPR 14	SPR 15	SPR 14	SPR 15
Industrial Technology				
AGR.AA - Agriculture	363	393	25	26
TOTAL	363	393	25	26
Humanities				
HIS.AA - History	139	93	11	7
MLAN.AA - Modern Languages	13	27	1	2
MUSC.AA - Music	310	309	17	19
REL.AA - Religious Studies	24	58	2	4
THTR.AA - Theatre	155	143	10	12
VART.AA - Visual Arts	514	359	39	27
TOTAL	1,155	989	80	71
Mathematics				
COSC.AA - Computer Science	97	118	9	8
ENG.AA - Pre-Engineering	488	399	34	29
MATH.AA - Mathematics	46	41	3	3
TOTAL	631	558	46	40
Science				
CHIR.AA - Pre-Chiropractic	20	13	2	1
CONS.AA - Conservation	25	0	2	0
DENT.AA - Pre-Dentistry	41	61	3	4
MED.AA - Pre-Medicine	266	264	19	20
MORT.AA - Pre-Mortuary	70	6	5	1
PHAR.AA - Pre-Pharmacy	89	50	7	4
PT.AA - Pre-Physical Therapy	342	371	26	26
SCI.AA - Science	292	465	23	35
SMES.AA - Sports Med/Exercise Science	450	378	31	25
VET.AA - Pre-Veterinary	92	170	8	12
TOTAL	1,687	1,778	126	128
Social Sciences				
HSER.AA - Human Services	1,135	1,346	91	111
POL.AA - Political Science/Government	55	69	4	6
SOCS.AA - Social Science	157	110	11	8
TOTAL	1,347	1,525	106	125
GRAND TOTAL	31,770	30,999.5	3,590	3,369



Associate of Arts

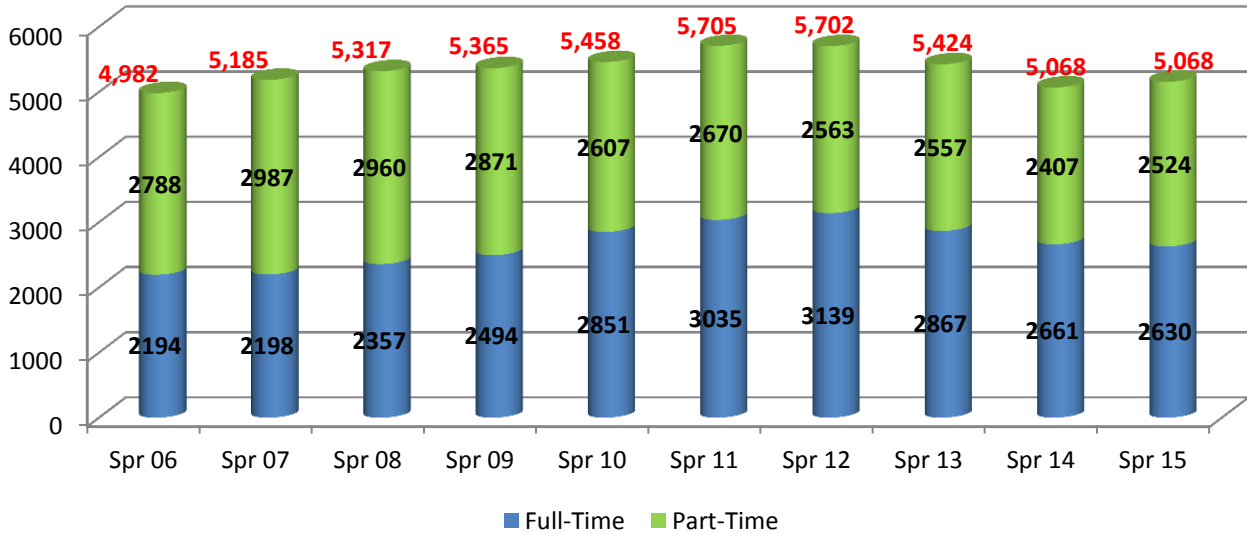
Department Credit Hour Percentages





Enrollment Trends

Headcount



Credit Hours

