

Iowa Central Community College



Enrollment Report

SPRING 2019

The figures in this document represent the official enrollment report for Spring 2019. The data is based on enrollment on the tenth day of classes, January 30, 2019.

Iowa Central Community College
One Triton Circle, Fort Dodge, Iowa 50501
800.362.2793 • 515.576.7201 • www.iowacentral.edu



Table of Contents

Report Area	Page Number
Quick Facts	1
Enrollment by Center	2
Developmental Education	2
Demographics	3
Instructional Programs & Distance Learning	4
Hours & Headcount by Location	5
Credit Hours by Location	6
Geographical Breakdown	7-9
Faculty & Staff	10-11
Housing	12
Course Subject Credit Hours	13-16
Academic Programs	17-21
Associate of Arts	22-25
Enrollment Trend Graphs	26-27



Quick Facts

Student FTE Calculation = 1/3 Part-time + Full-time

Total Credit Hours = 44,883.0
Total Students = 4,456
FTE = 3,025

Spring Term Comparisons			
	Spring 2018	Spring 2019	% Change
Total Credit Hours	48,607.5	44,883.0	-7.7%
Total Headcount	4,949	4,456	-10.0%

2,757 Undergraduates	2,310 Full-time Students
1,699 High School (38.1%)	2,146 Part-time Students

Students in Developmental Courses = 394

Student in Campus Housing = 1,008

Costs	
Iowa Resident Tuition + Fees	\$183.00/credit hour
Non-Resident Tuition + Fees	\$263.00/credit hour
Room & Board	\$6,850.00 /year



Enrollment by Center

Enrollment By Center			
Center	Credit Hours	Credit Hours % Total	Headcount Students are not unique
Fort Dodge	26,382.0	73.9%	2,283
Storm Lake	868.5	2.4%	179
Webster City	944.5	2.6%	142
High Schools	5,096.0	14.3%	1,140
Career Academy	492.0	1.4%	70
Correctional Facilities	1,625.0	4.6%	105
Other	285.0	0.8%	77
Total	35,693.0	100.00%	3,996

Students in Developmental Courses

Headcount			Credit Hours		
	Spring 2018	Spring 2019		Spring 2018	Spring 2019
Eng+	17	16	Eng+	68.0	64.0
Math*	394	394	Math**	1,506.0	994.0
Total	411	410	Total	1,574.0	1,058.0

+ Eng = ENG-025, ENG-096, RDG-048

* Math = MAT-023, MAT-026, MAT-027, MAT-028, MAT-029, MAT-035

** Math = credit hours for 2018 Spring include MAT-023, MAT-026, MAT-027, MAT-028, MAT-029, MAT-035, MAT-045, MAT-063



Demographics

Race/Ethnicity	Headcount	Credit Hours
2 or More	78	877.0
American/Alaska Native	34	252.5
Asian	87	726.5
Black or African American	408	5,128.0
Hawaiian/Pacific Islander	12	133.5
Hispanic/Latino	444	4,392.0
International	119	1,668.5
Unknown	9	74.0
White	3,069	29,804.5
Prefer not to respond	196	1,826.5

Headcount by Credit Hour and Gender						
	Male		Female		Undeclared	
	Spring 18	Spring 19	Spring 18	Spring 19	Spring 18	Spring 19
Full-time	1,370	1,272	1,062	1,038	--	--
Part-time	1,149	960	1,367	1,186	1	--
Total	2,519	2,232	2,429	2,224	1	0

Headcount by Gender and Age						
Age	Male		Female		Undeclared	
	Spring 18	Spring 19	Spring 18	Spring 19	Spring 18	Spring 19
0-17	337	261	363	358	1	--
18-19	976	900	910	827	--	--
20-21	676	637	504	447	--	--
22-24	204	153	213	186	--	--
25-29	106	101	182	153	--	--
30-34	87	68	108	96	--	--
35-39	53	57	61	60	--	--
40-49	58	33	64	64	--	--
50-64	20	19	24	30	--	--
65+	1	1	--	3	--	--
Unknown	1	2	--	--	--	--
Total	2,519	2,232	2,429	2,224	1	0



Instructional Programs & Distance Learning

Instructional Programs					
Type of Instruction	Headcount (duplicated)		Credit Hours		
	Spring 18	Spring 19	Spring 18	Spring 19	% Change
Arts & Science	1,795	1,644	21,086.5	19,990.5	-5.2%
Career Academy	56	70	505.0	616.0	+22.0%
Career Options	132	114	1,572.0	1,410.0	-10.3%
Early Bird	1,491	1,320	6,368.0	6,015.0	-5.5%
Post Secondary (PSEO)	4	2	12.0	18.0	+50.0%
Senior Year Plus	649	539	2,730.0	2,310.0	-15.4%
Storm Lake Charter School	61	46	900.0	657.0	-27.0%
Vocational/Technical	1,033	900	14,252.0	12,245.5	-14.1%
Correctional Facilities	86	105	1,182.0	1,621.0	+37.1%
Other	--	--	--	--	--
Grand Total	5,307	4,740	48,607.5	44,883.0	

Distance Learning						
Learning Style	Headcount			Credit Hours		
	Spring 18	Spring 19	% Change	Spring 18	Spring 19	% Change
FlexNet (Online)	2,959	2,190	-26.0%	8,599.0	6,335.0	-26.3%
ICTN/Triton Network	1,044	1,065	+2.0%	3,248.0	3,179.0	-2.1%
Online	--	--	--%	0	--	--%
Hybrid	554	158	-71.5%	1,635.0	303.0	-81.5%
Total	4,557	3,413	--	13,482.0	9,817	--

Online courses are Internet courses with start/end dates based on regular semester start/end dates. Students are not unique.



Hours & Headcount by Location

	Credit Hours		Headcount					
	Spring 18	Spring 19	College		High School		Total	
	Spring 18	Spring 19	Spring 18	Spring 19	Spring 18	Spring 19	Spring 18	Spring 19
Iowa Central Centers								
Fort Dodge **	25,843.0	26,382.0	2,356	2,237	45	46	2,401	2,283
Storm Lake	941.0	868.5	73	83	113	96	186	179
Webster City	1,035.5	944.5	67	59	71	83	138	142
Total Centers	27,819.5	28,195.0	2,496	2,379	229	225	2,725	2,604

**Includes Flexlab

Area V Schools								
	Spring 18	Spring 19	Spring 18	Spring 19	Spring 18	Spring 19	Spring 18	Spring 19
Alta	96.0	159.0	--	--	28	42	28	42
Clarion-Goldfield Dows	361.0	323.0	--	--	79	73	79	73
Eagle Grove	237.0	156.0	--	--	46	29	46	29
East Sac County	85.0	30.0	--	--	30	8	30	8
Fort Dodge Senior High	960.0	1,235.0	--	--	219	234	219	234
Fort Dodge St. Edmond	179.0	153.0	--	--	37	33	37	33
Humboldt	546.0	413.0	--	--	122	113	122	113
Greene County	407.0	262.0	--	--	112	70	112	70
Manson NW Webster	51.0	24.0	--	--	15	8	15	8
Newell-Fonda	332.0	250.0	--	--	53	44	53	44
Pocahontas Area	299.0	283.0	8.0	--	71	63	79	63
Sioux Central	125.0	86.0	--	--	42	31	42	31
South Central Calhoun	407.0	334.0	--	--	93	79	93	79
South Hamilton	218.0	180.0	--	--	50	37	50	37
Southeast Valley	220.0	361.0	--	--	63	82	63	82
Storm Lake Community	467.0	544.0	--	--	119	117	119	117
Storm Lake St. Mary's	132.0	84.0	--	--	30	17	30	17
Webster City	195.0	219.0	--	--	55	60	55	60
Total Area V Schools	5,317.0	5,096.0	8.0	0	1,264	1,140	1,272	1,140

Other Locations								
	Spring 18	Spring 19	Spring 18	Spring 19	Spring 18	Spring 19	Spring 18	Spring 19
Eagle Grove Regional Career Academy	434.0	492.0	--	--	56	70	56	70
Des Moines Central	406.0	285.0	--	--	115	77	115	77
Fort Dodge Correctional Facility	897.0	1,453.0	66	94	--	--	66	94
Rockwell City Correctional Facility	252.0	172.0	21	11	--	--	21	11
Total Other Centers	1,989.0	2,402.0	87	105	171	147	258	252
Grand Total	35,125.5	35,693.0	2,591	2,484	1,664	1,512	4,255	3,996



Credit Hours by Location

Center	Day		Evening		Weekend		Grand Total	
	Spring 18	Spring 19	Spring 18	Spring 19	Spring 18	Spring 19	Spring 18	Spring 19
Fort Dodge **	25,467.5	25,879.5	360.5	479.5	15.0	23.0	25,843.0	26,382.0
Storm Lake	905.0	827.5	36.0	41.0	--	--	941.0	868.5
Webster City	1,035.5	944.5	--	--	--	--	1,035.5	944.5
Total Centers	27,408.0	27,651.5	396.5	520.5	15.0	23.0	27,819.5	28,195.0

**Includes Online

Fort Dodge Correctional Facility	762.0	1,435.0	135.0	--	--	--	897.0	1,435.0
Rockwell City Correctional Facility	207.0	190.0	45.0	--	--	--	252.0	190.0
Total Facilities	969.0	1,625.0	180.0	0.0	0.0	0.0	1,149.0	1,625.0



Geographical Breakdown

Area V Students			
County	Full-time	Part-time	Total
Buena Vista	178	295	473
Calhoun	76	163	239
Greene	42	85	127
Hamilton	112	199	311
Humboldt	77	164	241
Pocahontas	35	97	132
Sac	51	75	126
Webster	573	543	1,116
Wright	113	139	252
Total	1,257	1,760	3,017

International Students			
120 Total International Students			
Argentina	1	Nepal	1
Australia	13	New Zealand	10
Botswana	1	Niger	2
Brazil	15	Nigeria	1
Canada	4	Pakistan	1
China	1	Panama	1
Colombia	1	Poland	1
Dominican Republic	4	Saudi Arabia	5
Ecuador	2	Senegal	1
France	5	Serbia & Montenegro	2
Georgia	1	South Africa	5
Germany	2	Spain	2
Haiti	1	Sweden	1
India	1	Tanzania	2
Italy	3	United Kingdom	4
Jamaica	3	Uruguay	1
Japan	2	Venezuela	3
Kenya	8	Vietnam, Republic of	3
Kosovo	1	Virgin Islands	1
Mexico	3	Zimbabwe	1



Geographical Breakdown

Students in Other Iowa Counties					
893 Total Students					
Adair	1	Fayette	2	Mitchell	4
Adams	--	Floyd	2	Monona	3
Allamakee	--	Franklin	23	Monroe	--
Appanoose	--	Fremont	--	Montgomery	--
Audubon	3	Grundy	1	Muscatine	9
Benton	1	Guthrie	11	O'Brien	1
Blackhawk	28	Hancock	11	Osceola	2
Boone	39	Hardin	29	Page	9
Bremer	1	Harrison	7	Palo Alto	12
Buchanan	9	Henry	1	Plymouth	4
Butler	4	Howard	1	Polk	180
Carroll	30	Ida	20	Pottawattamie	5
Cass	8	Iowa	4	Poweshiek	16
Cedar	2	Jackson	9	Ringgold	3
Cerro Gordo	11	Jasper	3	Scott	30
Cherokee	24	Jefferson	4	Shelby	1
Chickasaw	2	Johnson	14	Sioux	7
Clarke	8	Jones	2	Story	49
Clay	32	Keokuk	2	Tama	2
Clayton	1	Kossuth	34	Taylor	--
Clinton	9	Lee	5	Union	1
Crawford	15	Linn	13	Van Buren	--
Dallas	30	Louisa	--	Wapello	3
Davis	2	Lucas	--	Warren	10
Decatur	1	Lyon	--	Washington	5
Delaware	1	Madison	6	Wayne	1
Des Moines	5	Mahaska	2	Winnebago	7
Dickinson	2	Marion	8	Winneshiek	1
Dubuque	8	Marshall	8	Woodbury	17
Emmet	6	Mills	1	Worth	5
				Unknown	--

For Spring 2019, there were students from 88 out of the 99 counties in Iowa.



Geographical Breakdown

Out of State Students					
426 Total Students					
Alabama	4	Maine	1	Oklahoma	3
Alaska	8	Maryland	5	Oregon	--
Arizona	5	Massachusetts	1	Pennsylvania	5
Arkansas	1	Michigan	12	Rhode Island	1
California	15	Minnesota	65	South Carolina	1
Colorado	5	Mississippi	--	South Dakota	8
Connecticut	--	Missouri	33	Tennessee	2
Delaware	--	Montana	2	Texas	13
Florida	20	Nebraska	26	Utah	1
Georgia	15	Nevada	4	Vermont	--
Hawaii	5	New Hampshire	--	Virginia	6
Idaho	3	New Jersey	11	Washington	2
Illinois	76	New Mexico	1	West Virginia	--
Indiana	9	New York	2	Wisconsin	28
Kansas	7	North Carolina	2	Wyoming	--
Kentucky	3	North Dakota	1	**Guam	--
Louisiana	5	Ohio	7	Military Base	2

For Spring 2019, there were students from 42 out of the 50 states in the U.S.

**US Territory



Faculty & Staff

Number of Faculty Teaching at Each Location			
Location	Adjunct	Full-time	Total
Alta	2	--	2
Clarion-Goldfield-Dows High School	4	--	4
Des Moines Central Campus	2	--	2
Eagle Grove High School	3	1	4
Eagle Grove: N. Central Career Academy	8	5	16
East Sac County High School	1	--	1
Fort Dodge Center	118	81	199
Fort Dodge Correctional Facility	16	4	20
Fort Dodge Senior High School	12	2	14
Fort Dodge – St. Edmond High School	5	--	5
Humboldt High School	4	3	7
Greene County High School	5	--	5
Manson Northwest Webster High School	3	--	3
Newell Fonda High School	6	--	6
Rockwell City Correctional Facility	10	--	10
Online	66	7	73
Pocahontas Area High School	8	--	8
Sioux Central High School	2	--	2
South Central Calhoun High School	6	--	6
South Hamilton High School	3	--	3
Southeast Valley High School	7	--	7
Storm Lake Center	24	14	38
Storm Lake Community High School	9	--	9
Storm Lake - St. Mary's High School	3	--	3
Webster City Center	17	12	29
Webster City High School	6	--	6



Faculty & Staff

Status	Online	Hybrid	Earlybird	Triton Network	Career Academy	Traditional
Full-time	7	10	12	17	5	91
Adjunct	74	5	97	19	7	124
Total	81	15	109	36	12	215

Unduplicated Faculty			
Full-time	Adjunct	Total Faculty	FTE
95	293	388	193

*Student/Faculty Ratio based on Iowa Department of Education Supplemental Salary
Allocation calculation for Faculty FTE and Student FTE*

Staff for Spring 2019	
Full-time	254
Part-time	88
Total	342

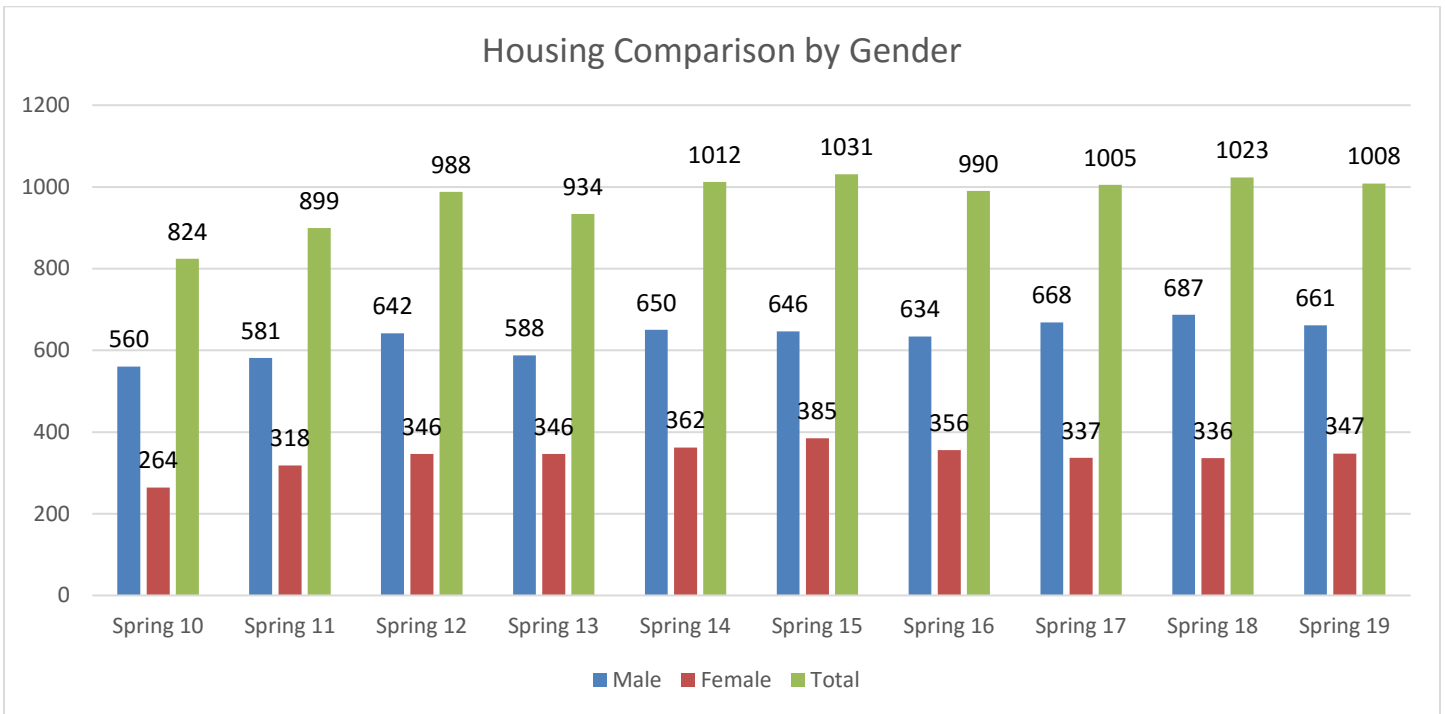
16:1
Student-to-Faculty Ratio



Housing

Housing Residents		
Availability	Residents	% Capacity
1,268	1,008	79.5%

Student Demographics		
Demographic	Students	% Total
Area V	128	12.7%
Iowa	473	46.9%
Out of State	274	27.2%
International	98	9.7%
Border State	35	3.5%
Male	661	65.6%
Female	347	34.4%





Course Subject Credit Hours

Business	Spring 18	Spring 19
Accounting	1,038.0	1119.0
Administrative Assistant	159.0	137.0
Agriculture - Horticulture	47.0	157.0
Business	1,517.5	1,486.5
Business Computer Application	63.0	48.0
Coaching Officiating	337.0	251.0
Computer Networking	466.0	451.0
Computer Programming	216.0	249.0
Computer Science	954.0	1,212.0
Criminal Justice	1,116.0	1,332.0
Economics	693.0	828.0
Fire Science	108.0	144.0
General Phy. Ed and Health	159.0	122.0
Graphic Communications	114.0	73.0
Hospitality/Culinary Mgt.	696.0	449.0
Intercollegiate Physical Educ.	113.0	129.0
Management	480.0	297.0
Marketing	264.0	204.0
Mass Media Studies	375.0	135.0
Physical Education Training	138.0	135.0
Recreational Facilities Mgt.	96.0	24.0
Business Total	9,149.5	8,847.5

Communications	Spring 18	Spring 19
Communication	44.0	33.0
English Composition	3,857.0	4,018.0
Journalism	4.0	2.0
Mass Media Studies	223.0	530.0
Social Media and Marketing	36.0	72.0
Speech	1,287.0	1,341.0
Communications Total	5,451.0	5,996.0

Education & Psychology	Spring 18	Spring 19
Early Childhood Education	99.0	102.0
Education	485.0	438.0
Psychology	3,333.0	3,012.0
Student Development	343.0	233.0
Education & Psychology Total	4,260.0	3,785.0



Course Subject Credit Hours

Health Science	Spring 18	Spring 19
Associate Degree Nursing	986.0	886.5
Dental Hygiene	318.0	310.0
Emergency Medical Services	315.5	384.5
Health Sciences	828.0	716.0
Medical Assistant	347.0	356.0
Medical Lab Tech	209.0	179.0
Practical Nursing	1,294.5	1,357.5
Radiologic Technology	377.0	312.0
Health Science Total	4,675.0	4,501.5

Humanities	Spring 18	Spring 19
American Sign Language	87.0	--
Art	1,106.0	960.0
Cultural Studies	627.0	576.0
English Composition	54.0	66.0
Film and Theatre	129.0	144.0
Foreign Language - Spanish	272.0	176.0
General Music	854.0	945.0
Humanities	306.0	312.0
Literature	273.0	147.0
Music - Applied	50.0	42.0
Philosophy	480.0	432.0
Photography	168.0	234.0
Religion	732.0	591.0
Humanities Total	5,138.0	4,625.0

Science	Spring 18	Spring 19
Biology	3,522.0	3,179.0
Biotechnology	71.0	42.0
Chemistry	887.0	609.0
Environmental Science	32.0	--
Physics	67.0	50.0
Science Total	4,579.0	3,880.0

Mathematics	Spring 18	Spring 19
Computer Programming	20.0	20.0
Mathematics	4,029.0	3,388.0
Mathematics Total	4,049.0	3,408.0



Course Subject Credit Hours

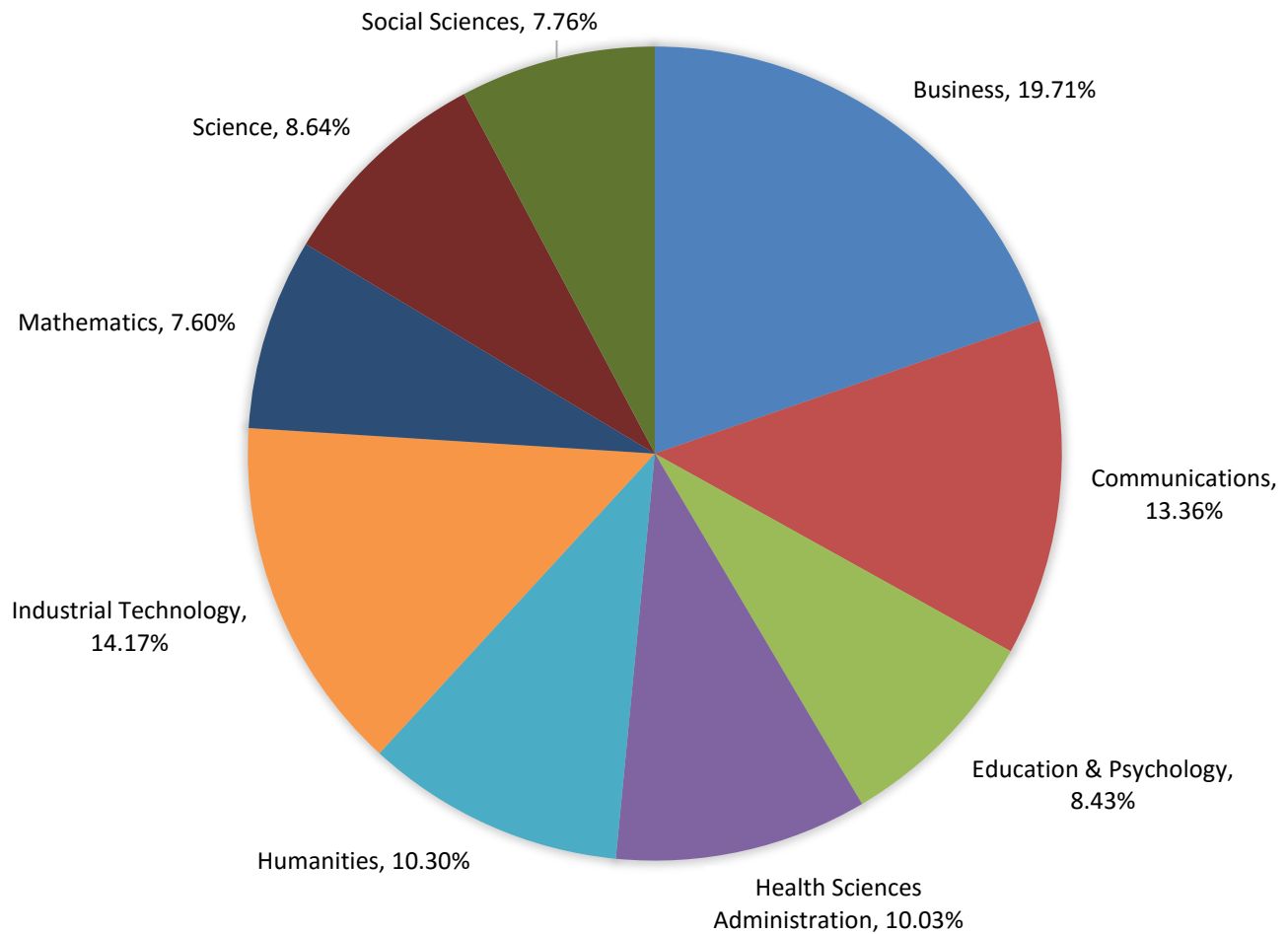
Social Sciences	Spring 18	Spring 19
Anthropology	75.0	42.0
Geography	225.0	255.0
History	1,172.0	873.0
Human Services	223.0	175.0
Political Science	438.0	477.0
Sociology	1,635.0	1,635.0
Student Development	29.0	25.0
Social Sciences Total	3,797.0	3,482.0

Industrial Technology	Spring 18	Spring 19
Agriculture - Animal Science	144.0	57.0
Agriculture - Equine	9.0	30.0
Agriculture - Farm Mgt	264.0	204.0
Agriculture - Precision Ag	21.0	42.0
Agriculture Agronomy	255.0	193.0
Agriculture Comprehensive - M	189.0	102.0
Auto Body Collision Repair	447.0	366.0
Automation Tech and Robotics	27.0	15.0
Automotive Technology	804.0	726.0
Biotechnology	19.0	--
Computer Aided Drafting	479.0	323.0
Construction	446.0	455.0
Diesel Technology	925.0	977.0
Electrical Technology	1,020.0	821.0
Engineering Technology	96.0	60.0
Heating and Air Conditioning	152.0	80.0
Hospitality/Culinary Management	36.0	--
Industrial Technology	433.0	432.0
Manufacturing	216.0	170.0
Mathematics	237.0	99.0
Physics	116.0	112.0
Welding	1,174.0	1,094.0
Industrial Technology Total	7,509.0	6,358.0
Grand Total	48,607.5	44,883.0



Course Subject Credit Hours

COURSE SUBJECT BY CREDIT HOURS





Academic Programs

Business	Credit Hours		Headcount	
	Spring 18	Spring 19	Spring 18	Spring 19
ACC.APS - Accounting Associate	699.0	520.0	49	36
ACC.DIPL - Accounting Assistant	120.0	232.0	8	17
ACCN.APS - Accounting Associate	6.0	40.0	1	5
ADMS.AAS - Administrative Specialist	190.0	144.0	15	13
AVI.APS - Aviation Science/Professional Pilot	4.0	--	1	--
BAK.DIPL - Baking and Pastry Arts	482.5	145.5	34	10
BRDC.AAS - Broadcasting	6.0	----	1	--
BUS.APS - Business	180.0	267.0	19	24
BUS.AS - Business	3.0	--	1	--
CJUS.AAS - Criminal Justice	929.0	757.0	66	53
CJUS.APS - Criminal Justice	9.0	4.0	2	1
CJUS.AS - Criminal Justice	6.0	--	1	--
CJUS.DIPL - Criminal Justice	30.0	21.0	3	2
CMR.DIPL - Computer Repair	25.0	13.0	2	1
CNT.AAS - Computer Networking Technology	582.0	503.0	38	32
CUL.AAS - Culinary Arts	3.0	--	1	--
CUL.DIPL - Culinary Arts	125.0	--	8	--
CULH.AAS - Culinary Arts and Hospitality Management	185.0	298.0	13	20
GRA.AAS - Graphics Technology	305.0	361.0	20	24
GRA.DIPL - Graphics Technology	18.0	--	1	--
HBM.AAS - Health and Beauty Management	45.0	72.0	6	7
HOS.AAS - Restaurant and Hospitality Management	12.0	--	1	--
HOS.DIPL - Restaurant and Hospitality Management	23.0	51.0	2	4
HS.HOS - Hospitality and Tourism	70.0	90.0	15	18
HS.MBUS - High School Business Meta-Major	885.0	698.0	144	112
OA.DIPL - Office Assistant	19.0	6.0	2	1
REC.AAS - Recreation and Facilities Management	40.0	15.0	3	1
SCM.AAS - Supply Chain Management	150.0	87.0	12	7
SCM.DIPL - Supply Chain Management	242.0	92.0	20	6
TGM.AAS - Turf Grass Management	124.0	156.0	9	10
TGM.DIPL - Turf Grass Management	19.0	34.0	1	2
TVR.AAS - TV and Radio Production	235.0	256.0	15	17
WBT.AAS - Web Technology	91.0	63.0	6	5
Business Total	5,862.5	4,925.5	520	428



Academic Programs

Health Sciences	Credit Hours		Headcount	
	Spring 18	Spring 19	Spring 18	Spring 19
AADN.AAS – Advance Standing Associate Degree Nursing	174.5	239.0	14	20
ADN.AAS - Associate Degree Nursing	892.0	672.0	68	60
BSN.AA - RN-BSN	58.0	42.0	7	5
DH.AAS - Dental Hygiene	318.0	322.0	28	28
EMP.AAS - Emergency Medical Paramedic	313.5	293.5	33	28
EMR.CERT - Emergency Medical Responder	24.5	--	7	--
EMT.CERT - Emergency Medical Technician	55.0	84.0	7	11
FIR.AAS - Fire Science	199.0	256.0	14	16
HCA.AS - Health Care Administration	12.0	--	2	--
HS.HSCI - Health Science	3.0	--	1	--
MA.AAS - Medical Assistant	349.0	262.0	19	16
MA.DIPL - Medical Assistant	28.0	120.0	2	6
MLT.AAS - Medical Lab. Technician	313.0	237.0	27	22
PADN.AAS - Pre-Associate Degree Nursing	--	3.0	--	1
PN.DIPL - Practical Nursing	1,613.0	1,511.5	135	131
RT.AAS - Radiology Technology	423.0	351.0	32	27
Health Sciences Total	4,775.5	4,393.0	396	371

Mathematics	Spring 18	Spring 19	Spring 18	Spring 19
COSC.AS - Computer Science	81.0	30.0	6	2
ENG.AS - Pre-Engineering	304.0	129.0	22	11
Mathematics Total	385.0	159.0	28	13

Science	Spring 18	Spring 19	Spring 18	Spring 19
BIO.AS - Biology	46.0	104.0	4	8
BTC.AAS - Biotechnology	105.0	4.0	7	1
DENT.AS - Pre-Dentistry	29.0	14.0	2	1
EXER.AS - Exercise Science	40.0	31.0	3	2
HS.MHSC - Health Science Meta-Major	1,585.0	1,591.0	266	261
HS.MSCI - Science Meta-Major	271.0	214.0	47	49
HS.MSTM - STEMM Meta-Major	339.0	335.0	55	53
MED.AS - Pre-Medicine	88.0	100.0	7	9
PT.AS - Pre-Physical Therapy	26.0	16.0	2	1
SCI.AS - Science	56.0	194.5	4	16
VET.AS - Pre-Veterinary Medicine	61.0	69.0	4	5
Science Total	2,646.0	2,672.5	401	406



Academic Programs

Humanities	Credit Hours		Headcount	
	Spring 18	Spring 19	Spring 18	Spring 19
HS.MCVA - Communication and Visual Arts Meta-Major	489.0	435.0	100	97
HS.MLAS - Liberal Arts Meta-Major	4,765.0	4,158.0	916	752
PHT.AAS - Photography	344.0	393.0	26	25
Humanities Total	5,598.0	4,986.0	1,042	874

Industrial Technology	Spring 18	Spring 19	Spring 18	Spring 19
AGR.AAS - Agriculture Technology	681.0	499.0	50	37
ATR.AAS - Industrial Automation and Robotics	260.0	168.0	16	11
AUT.AAS - Automotive Technology	638.0	586.0	38	34
CRP.DIPL - Carpentry	438.0	426.0	28	28
CRR.AAS - Automotive Collision Technology	237.0	288.0	14	16
DSL.AAS - Diesel Technology	1,031.0	1,106.0	62	67
EDT.AAS - Engineering & Design Technology	427.0	278.0	28	19
ELM.AAS - Electrical Mechanical Technician	96.0	90.0	6	5
ELT.AAS - Electrical Technologies	1,167.0	805.0	73	50
ELT.DIPL - Electrical Technologies	101.0	104.0	22	20
HS.AGR - Agriculture, Food and Natural Resources	278.0	430.0	75	88
HS.MANU - Manufacturing	396.0	295.0	99	74
HS.STEM - Science, Technology, Engineering & Math	--	7.0	--	2
HS.TRAN - Transportation, Distribution & Logistics	283.0	223.0	66	61
HVAC.AAS - Heating and Air Conditioning Technology	193.0	158.0	13	10
IBD.AAS - Industrial Business	16.0	51.0	1	4
MEC.DIPL - Industrial Mechanics	71.0	71.0	5	5
MFG.AAS - Manufacturing	141.0	102.0	8	6
MFG.DIPL - Industrial Machinist	17.0	16.0	1	1
PROC.AAS - Process Technology	51.0	--	3	--
RES.AAS - Auto Restoration Technology	282.0	129.0	16	8
WLD.DIPL - Welding Technology	1,022.0	958.0	70	63
Industrial Technology Total	7,826.0	6,790.0	694	609



Academic Programs

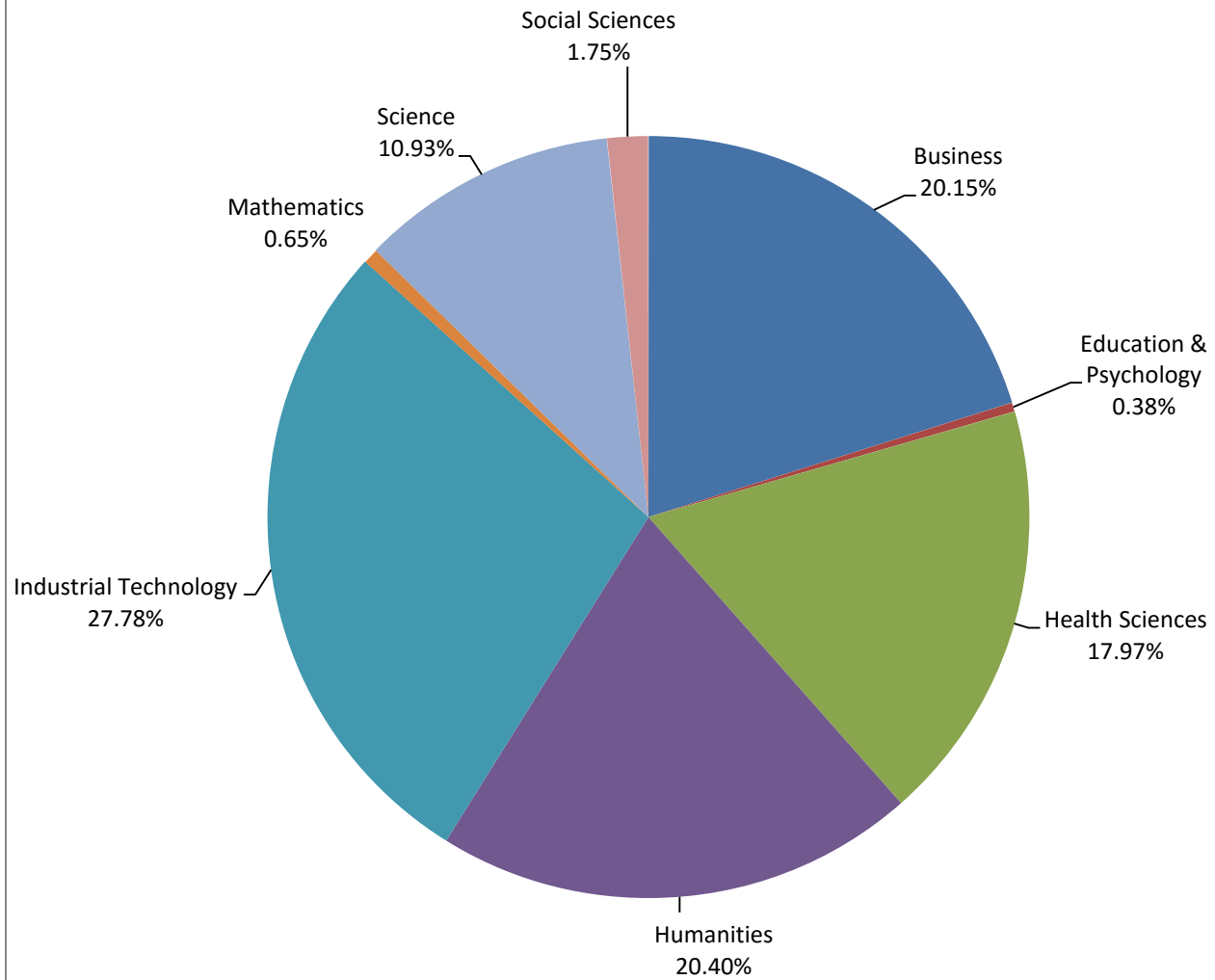
Social Sciences	Spring 18	Spring 19	Spring 18	Spring 19
HS.LAS - Liberal Arts and Sciences	6.0	13.0	2	3
HS.MSCO - Social Science Meta-Major	217.0	237.0	48	47
HSER.APS - Human Services	312.0	168.0	30	18
HSER.AA - Human Services	26.0	3.0	2	1
HS.UNDC - High School Undecided	--	6.0	--	2
Social Sciences Total	561.0	427.0	82	71

Education & Psychology	Spring 18	Spring 19	Spring 18	Spring 19
ECED.DIPL - Early Childhood Education	128.0	93.0	11	7
Education & Psychology Total	128.0	93.0	11	7
Grand Total	27,782.0	24,446.0	3,174	2,779



Academic Programs

Academic Program Credit Hour Percentage





Associate of Arts

Business	Credit Hours		Headcount	
	Spring 18	Spring 19	Spring 18	Spring 19
ACC.AA - Accounting	239.0	273.0	18	18
ATC.AA - Pre-Athletic Training	664.0	603.0	46	44
BUS.AA - Business	2,809.0	2726.0	212	210
CJUS.AA - Criminal Justice	1,503.0	1728.0	107	122
GRA.AA - Graphics Technology	11.0	39.0	3	3
LOG.AA - Supply Chain Management	30.0	40.0	2	3
MBUS.AA - Business Meta-Major	78.0	20.0	6	2
TGM.AA - Turf Grass Management	31.0	6.0	2	1
WBT.AA - Web Technology	14.0	30.0	1	2
Business Total	5,379.0	5,465.0	397	405

Communications	Spring 18	Spring 19	Spring 18	Spring 19
CE- Continuing Education	3.0	--	1	--
DMC.AAA - Digital Mass Communications	136.0	35.0	9	2
ENGL.AA - English, Speech, & Literature	315.0	238.0	23	16
JOUR.AA - Journalism	89.0	198.0	7	14
MCVA.AA - Communication and Visual Arts Meta-Major	31.0	58.0	2	4
Communications Total	574.0	529.0	42	36

Education	Spring 18	Spring 19	Spring 18	Spring 19
ECED.AA - Early Childhood Education	140.0	162.0	12	13
ELEM.AA - Elementary Education	848.0	1,058.0	72	83
PHED.AA - Physical Education	441.0	519.0	31	37
PLAW.AA - Pre-Law	157.0	155.0	13	12
PSYC.AA - Psychology	916.0	735.0	68	55
SEDU.AA - Secondary Education	483.0	336.0	35	29
Education Total	2,985.0	2,965.0	231	229

General	Spring 18	Spring 19	Spring 18	Spring 19
AA.LIB - Liberal Arts	917.0	2,619.0	79	205
AA.LIBB - Liberal Arts (Online)	6.0	--	1	--
AA.UNDC - Undecided/Undeclared Associate of Arts	23.0	--	5	--
AGS.AGS - Degree of Associate in General Studies	52.0	36.0	4	3
NDS - Non-Degree Seeking	607.0	353.0	152	91
General Total	1,605.0	3,008.0	241	299



Associate of Arts

Health Science	Credit Hours		Headcount	
	Spring 18	Spring 19	Spring 18	Spring 19
MHSC.AA - Health Science Meta-Major	43.0	56.0	4	5
PAAN.AA - Pre-Advanced Standing ADN	20.0	3.5	3	1
PADN.AA - Pre-Associate Degree Nursing	9.0	--	1	--
PDH.AA - Pre-Dental Hygiene	458.0	299.0	38	26
PMA.AA - Pre-Medical Assistant	52.0	105.0	6	10
PMLT.AA - Pre-Medical Lab Technician	104.0	47.0	11	6
PPN.AA - Pre-Practical Nursing	2,139.0	1,922.5	218	189
PRT.AA - Pre-Radiology Technology	451.0	350.0	42	32
Health Science Total	3,276.0	2,783.0	323	269

Industrial Technology	Spring 18	Spring 19	Spring 18	Spring 19
AGR.AA - Agriculture	375.0	296.0	28	23
Industrial Technology Total	375.0	296.0	28	23

Humanities	Spring 18	Spring 19	Spring 18	Spring 19
HIS.AA - History	209.0	90.0	14	6
MLAN.AA - Modern Languages	57.0	69.0	5	5
MLAS.AA - Liberal Arts and Science Meta-Major	1,452.5	575.0	116	56
MUSC.AA - Music	412.0	296.0	25	19
THTR.AA - Theatre	105.0	85.0	8	6
VART.AA - Visual Arts	634.0	604.0	46	43
Humanities Total	2,869.5	1,719.0	214	135

Mathematics	Spring 18	Spring 19	Spring 18	Spring 19
COSC.AA - Computer Science	117.0	160.0	9	12
ENG.AA - Pre-Engineering	220.0	445.0	15	31
MATH.AA - Mathematics	47.0	61.0	4	5
MSTM.AA - STEM Meta-Major	--	18.0	--	1
Mathematics Total	384.0	684.0	28	49



Associate of Arts

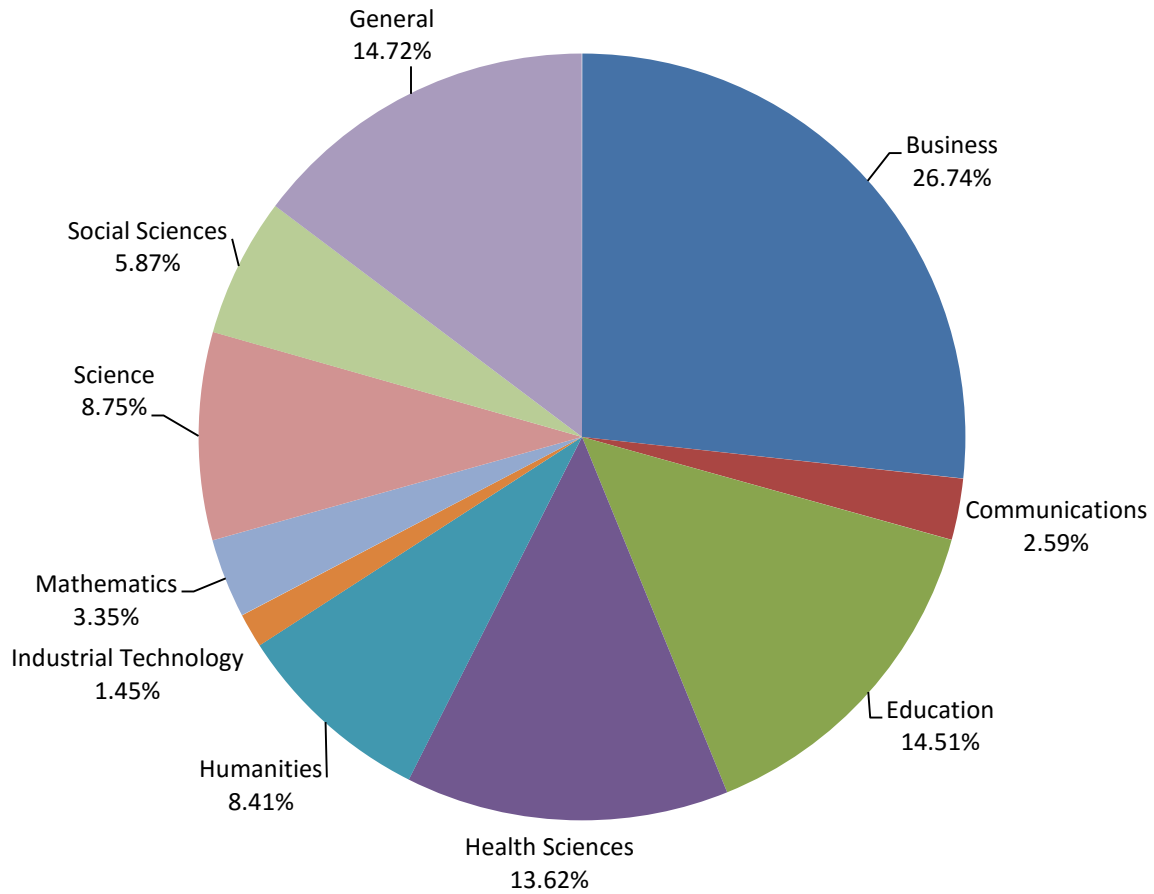
Science	Spring 18	Spring 19	Spring 18	Spring 19
BIO.AA - Biology	94.0	83.0	7	6
CHIR.AA - Pre-Chiropractic	40.0	61.0	3	4
CONS.AA - Conservation	76.0	62.0	6	4
DENT.AA - Pre-Dentistry	97.0	127.0	8	11
EXER.AA - Exercise Science (Pre-professional Track)	99.0	158.0	7	11
MED.AA - Pre-Medicine	293.0	259.0	22	19
MORT.AA - Pre-Mortuary	28.0	42.0	2	3
MSCI.AA - Science Meta-Major	26.0	28.0	2	2
OPTO.AAS - Pre-Optometry	10.0	--	1	--
PHAR.AA - Pre-Pharmacy	39.0	14.0	3	1
PHY.AA - Physical Science	--	19.0	--	2
PT.AA - Pre-Physical Therapy	363.0	349.0	27	25
SCI.AA - Science	438.0	291.0	34	22
SMES.AA - Sports Medicine/Exercise Science	160.0	70.0	11	5
VET.AA - Pre-Veterinary	172.0	226.0	13	18
Science Total	1,935.0	1,789.0	146	133

Social Science	Spring 18	Spring 19	Spring 18	Spring 19
HSER.AA - Human Services	1,085.0	811.0	95	72
MSOC.AA - Social Science Meta-Major	35.0	16.0	2	1
POL.AA - Political Science/Government	38.0	6.0	4	1
SCWK.AA - Social Work	178.0	246.0	15	16
SOC.AA - Sociology	--	86.0	--	6
SOCS.AA - Social Science	107.0	34.0	9	3
Social Science Total	1,443.0	1,199.0	125	99
Grand Total	20,825.5	20,437.0	1,775	1,677



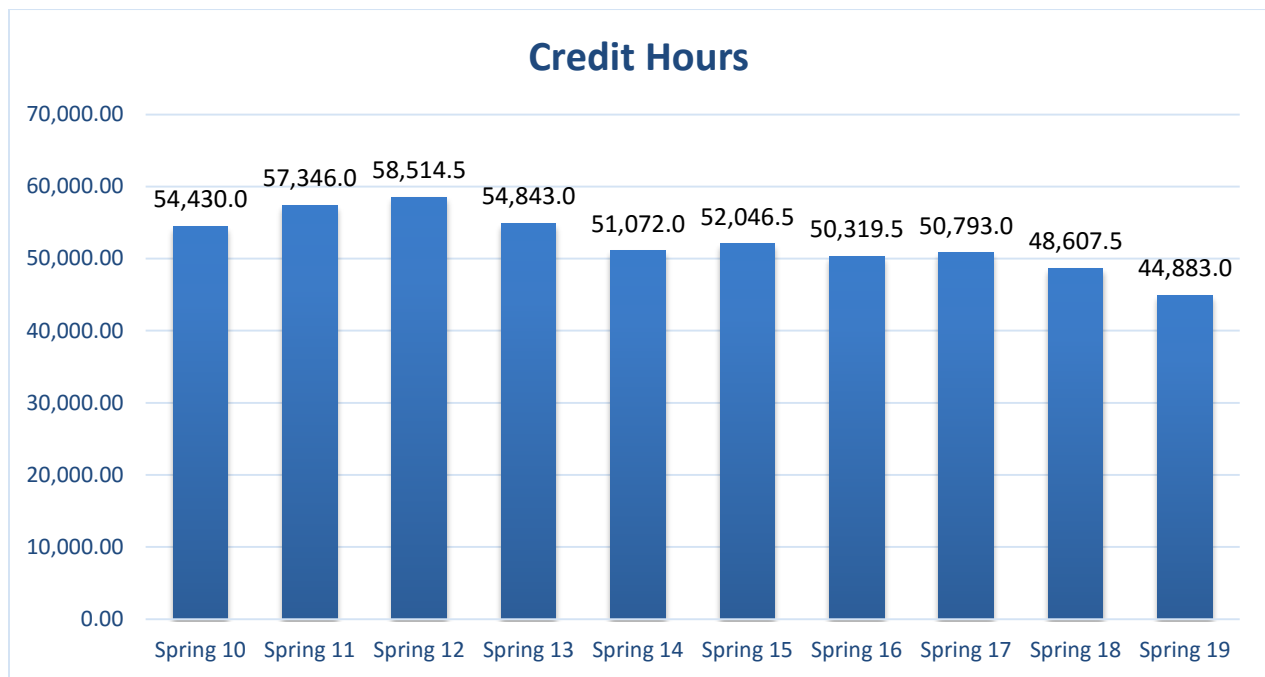
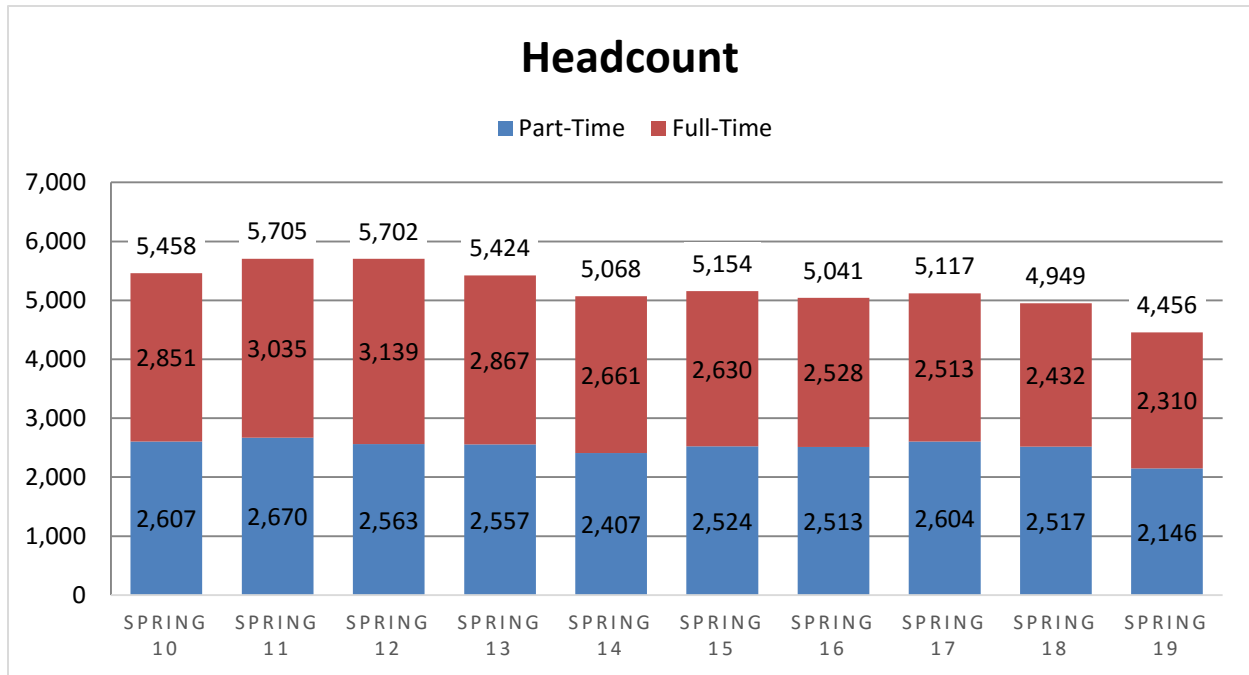
Associate of Arts

Associate of Arts Credit Hour Percentages





Enrollment Trends





Enrollment Trends

